



**RAJAPALAYAM MILLS LIMITED**  
 Regd. Off : Rajapalayam Mills Premises,  
 P.A.C. Ramasamy Raja Salai,  
 Rajapalayam - 626 117, Tamil Nadu.  
 CIN: L17111TN1936PLC002298  
 Telephone No. 04563-235666, Fax No. 04563-236520  
 E-Mail: rajacot@ramcotex.com, Website: www.rajapalayammills.co.in

**STATEMENT OF UN-AUDITED STANDALONE FINANCIAL RESULTS FOR THE QUARTER ENDED 30TH JUNE 2020**

(₹ in Lakhs)


Sl. No.	Particulars	Quarter ended			Year ended
		30-06-2020	31-03-2020	30-06-2019	31-03-2020
		(Un-Audited)	(Audited)	(Un-Audited)	(Audited)
1	a. Revenue from Operations				
	Sale of Products	4,481	8,709	10,149	35,233
	Other Operating Income	42	141	140	550
	b. Other Income	71	1,197	86	2,623
	<b>Total Revenue</b>	<b>4,594</b>	<b>10,047</b>	<b>10,375</b>	<b>38,406</b>
2	<b>Expenses</b>				
	a. Cost of Materials Consumed	2,120	4,445	5,481	19,590
	b. Purchases of Stock-in-Trade	200	323	105	846
	c. Change in Inventories of Finished Goods, Work in progress and Stock-in-Trade	303	(260)	239	(1,855)
	d. Employee Benefit Expenses	1,125	1,332	1,493	5,719
	e. Finance Cost	1,204	723	603	2,587
	f. Depreciation and Amortisation Expenses	1,173	806	894	3,385
	g. Power & Fuel	16	856	616	2,787
	h. Other Expenditure	1,008	1,466	1,126	5,215
	<b>Total Expenses</b>	<b>7,149</b>	<b>9,691</b>	<b>10,557</b>	<b>38,274</b>
3	Profit from ordinary activities before tax (1-2)	(2,555)	356	(182)	132
4	Tax Expenses				
	- Current Tax	-	-	-	-
	- Deferred Tax	(798)	(70)	(46)	(509)
5	Profit for the period (3-4)	(1,757)	426	(136)	641
6	Other Comprehensive Income, net of tax	0	(31)	0	(31)
7	Total Comprehensive Income after tax for the period (5+6)	(1,757)	395	(136)	610
8	Paid-up Equity Share Capital (Face Value of a Share ₹ 10/- each)	738	738	738	738
9	Other Equity				29,067
10	Net Worth				29,805
11	Basic & Diluted Earnings per share of ₹ 10/- each (in ₹) (Not Annualized)	(24)	6	(2)	9



## SEGMENT WISE REVENUE, RESULTS AND CAPITAL EMPLOYED

(₹ in Lakhs)


Particulars	STANDALONE			
	Quarter ended			Year ended
	30-06-2020	31-03-2020	30-06-2019	31-03-2020
	(Un-Audited)	(Audited)	(Un-Audited)	(Audited)
<b>1. Segment Revenue</b> (Net Sales / Operating Income)				
a) Textiles	4,523	8,850	10,289	35,783
b) Wind Mills	1,006	572	1,257	3,976
	5,529	9,422	11,546	39,759
Less: Inter Segment Revenue	1,006	572	1,257	3,976
Total Income From Operations (Net)	4,523	8,850	10,289	35,783
<b>2. Segment Results</b> Profit/(Loss) Before Finance Cost & Tax				
a) Textiles	(1,967)	(369)	(401)	(1,880)
b) Wind Mills	581	273	788	2,279
c) Unallocated Items	35	1,175	34	2,320
	(1,351)	1,079	421	2,719
Less:				
Finance Cost - Unallocable Expenditure	1,204	723	603	2,587
Profit Before Tax	(2,555)	356	(182)	132
<b>3. Capital Employed</b> (Segment Assets (-) Segment Liabilities)				
a) Textiles	70,367	73,260	67,385	73,260
b) Wind Mills	5,842	5,945	6,259	5,945
c) Unallocated Items	(48,161)	(49,400)	(44,229)	(49,400)
Total	28,048	29,805	29,415	29,805



Notes:

- 1) The above standalone un-audited results were reviewed by the Audit Committee and approved by the Board of Directors at their respective Meetings held on 12-08-2020. The Statutory Auditors have carried out a limited review of the above results.
- 2) Other Comprehensive income comprise of Gain / Loss on recognition and measurement of fair value of equity investment held in listed / unlisted entity except in associate Company for respective reporting periods. Figures for the Quarter ended June,2020 : ₹ 0.13 Lakhs and Quarter ended June,2019 : (-) ₹ 0.28 Lakhs shown as zero because of rounding off in ₹ Lakhs.
- 3) Other expenses for the quarter ended 30-06-2020 includes the impact of Mark to Market loss on the valuation of cotton inventories of ₹ 148.13 Lakhs (PY: NIL) and for the quarter / year ended 31-03-2020, it was ₹ 218.34 Lakhs.
- 4) In view of the lock-down declared across the country by the Central / State Governments due to COVID-19 pandemic, the Company's operations were adversely impacted. During the quarter, the operations have resumed in a phased manner in accordance with the guidelines issued by the relevant regulatory authorities with regard to adhering of social distancing and following prescribed hygiene standards. The Company continues to comply with such guidelines from time to time. Since the lockdown was in force for a significant period of the quarter, the Company's operations and financial results for the quarter ended 30-06-2020 have been adversely impacted. Therefore, the results for the quarter ended 30-06-2020 are not comparable with those of previous quarters.  
  
The Company has sufficient liquidity / financing arrangements for the continuity of business operations. The Company's capacity utilisation is getting improved; however, the operating margin is comparatively lower due to subdued demand for yarn from garmenting sector on account of slowdown of retail sale across the country because of closure of malls/retail outlets. As per the current assessment of the Company, there is no material impact on the carrying values of trade receivables, inventories and other financial/non-financial assets as at the reporting date. The Company continues to closely monitor the developments in economic conditions and assess its impact. However, the final impact may differ from the current estimates considering the prevailing uncertainties.
- 5) The figures for the quarter ended 31-03-2020 are the balancing figures between audited results in respect of full financial year and published year to date upto the third quarter of the relevant financial year.
- 6) The Previous period figures have been re-grouped / re-stated wherever necessary.

CHENNAI  
12-08-2020



For RAJAPALAYAM MILLS LIMITED,

P.R. VENKETRAMA RAJA,  
CHAIRMAN



**RAJAPALAYAM MILLS LIMITED**  
 Regd. Off : Rajapalayam Mills Premises,  
 P.A.C. Ramasamy Raja Salai,  
 Rajapalaiyam - 626 117, Tamil Nadu.  
 CIN: L17111TN1936PLC002298  
 Telephone No. 04563-235666, Fax No. 04563-236520  
 E-Mail: rajacot@ramcotex.com, Website: www.rajapalayammills.co.in

**STATEMENT OF UN-AUDITED CONSOLIDATED FINANCIAL RESULTS FOR THE QUARTER ENDED 30TH JUNE 2020**

(₹ in Lakhs)


Sl. No.	Particulars	Quarter ended			Year ended
		30-06-2020	31-03-2020	30-06-2019	31-03-2020
		(Un-Audited)	(Audited)	(Un-Audited)	(Audited)
1	a. Revenue from Operations				
	Sale of Products	4,481	8,709	10,149	35,233
	Other Operating Income	42	141	140	550
	b. Other Income	71	460	86	852
	Total Revenue	4,594	9,310	10,375	36,635
2	<b>Expenses</b>				
	a. Cost of Materials Consumed	2,120	4,445	5,481	19,590
	b. Purchases of Stock-in-Trade	200	323	105	846
	c. Change in Inventories of Finished Goods, Work in progress and Stock-in-Trade.	303	(260)	239	(1,855)
	d. Employee Benefit Expenses	1,125	1,332	1,493	5,719
	e. Finance Cost	1,204	723	603	2,587
	f. Depreciation and Amortisation Expenses	1,173	806	894	3,385
	g. Power & Fuel	16	856	616	2,787
	h. Other Expenditure	1,008	1,466	1,126	5,215
	Total Expenses	7,149	9,691	10,557	38,274
3	Profit from ordinary activities before tax (1-2)	(2,555)	(381)	(182)	(1,639)
4	Tax Expenses				
	- Current Tax	-	-	-	-
	- Deferred Tax	(798)	(70)	(46)	(509)
5	Net Profit for the period before share of profit of Associates (3-4)	(1,757)	(311)	(136)	(1,130)
6	Share of Net Profit of Associates, net of tax	2,266	2,397	3,238	10,337
7	Profit for the period (5+6)	509	2,086	3,102	9,207
8	Other Comprehensive Income, net of tax	0	(31)	0	(31)
9	Share of OCI of Associates, net of tax	(1)	(159)	54	(63)
10	Total Comprehensive Income after tax for the period (7+8+9)	508	1,896	3,156	9,113
11	Paid-up Equity Share Capital (Face Value of a Share ₹ 10/- each)	736	736	736	736
12	Other Equity				1,78,144
13	Net Worth				1,78,880
14	Basic & Diluted Earnings per share of ₹ 10/- each (in ₹) (Not Annualized)	7	28	42	125



## SEGMENT WISE REVENUE, RESULTS AND CAPITAL EMPLOYED

(₹ in Lakhs)

Particulars	Quarter ended			Year ended
	30-06-2020	31-03-2020	30-06-2019	31-03-2020
	(Un-Audited)	(Audited)	(Un-Audited)	(Audited)
<b>1. Segment Revenue</b>				
(Net Sales / Operating Income)				
a) Textiles	4,523	8,850	10,289	35,783
b) Wind Mills	1,006	572	1,257	3,976
	5,529	9,422	11,546	39,759
Less: Inter Segment Revenue	1,006	572	1,257	3,976
Total Income From Operations (Net)	4,523	8,850	10,289	35,783
<b>2. Segment Results</b>				
Profit/(Loss) Before Finance Cost & Tax				
a) Textiles	(1,967)	(369)	(401)	(1,880)
b) Wind Mills	581	273	788	2,279
c) Unallocated Items	35	438	34	549
	(1,351)	342	421	948
Less:				
Finance Cost - Unallocable Expenditure	1,204	723	603	2,587
Profit Before Tax	(2,555)	(381)	(182)	(1,639)
<b>3. Capital Employed</b>				
(Segment Assets (-) Segment Liabilities)				
a) Textiles	70,367	73,260	67,385	73,260
b) Wind Mills	5,842	5,945	6,259	5,945
c) Unallocated Items	1,03,179	99,675	99,634	99,675
Total	1,79,388	1,78,880	1,73,278	1,78,880



**Notes:**

- 1) The above consolidated un-audited results were reviewed by the Audit Committee and approved by the Board of Directors at their respective Meetings held on 12-08-2020. The Statutory Auditors have carried out a limited review of the above results.
- 2) The Consolidated financial results have been prepared in accordance with Ind AS 110 read with Ind AS 28. The consolidated results include the standalone results of parent Company (Rajapalayam Mills Limited) and its Associates viz., The Ramco Cement Limited, Ramco Industries Limited and Ramco Systems Limited.
- 3) Key standalone financial information

Particulars	(₹ in Lakhs)			
	Quarter ended			Year ended
	30-06-2020 (Un-Audited)	31-03-2020 (Audited)	30-06-2019 (Un-Audited)	31-03-2020 (Audited)
Total Revenue	4,594	10,047	10,375	38,406
Net Profit before tax	(2,555)	356	(182)	132
Net Profit after tax	(1,757)	426	(136)	641

The standalone financial results of the Company are available on the Bombay Stock Exchange website [www.bseindia.com](http://www.bseindia.com) and the Company's website [www.rajapalayammills.co.in](http://www.rajapalayammills.co.in)

- 4) In view of the lock-down declared across the country by the Central / State Governments due to COVID-19 pandemic, the Company's operations were adversely impacted. During the quarter, the operations have resumed in a phased manner in accordance with the guidelines issued by the relevant regulatory authorities with regard to adhering of social distancing and following prescribed hygiene standards. The Company continues to comply with such guidelines from time to time. Since the lockdown was in force for a significant period of the quarter, the Company's operations and financial results for the quarter ended 30-06-2020 have been adversely impacted. Therefore, the results for the quarter ended 30-06-2020 are not comparable with those of previous quarters.

The Company has sufficient liquidity / financing arrangements for the continuity of business operations. The Company's capacity utilisation is getting improved; however, the operating margin is comparatively lower due to subdued demand for yarn from garmenting sector on account of slowdown of retail sale across the country because of closure of malls/retail outlets. As per the current assessment of the Company, there is no material impact on the carrying values of trade receivables, inventories and other financial/non-financial assets as at the reporting date. The Company continues to closely monitor the developments in economic conditions and assess its impact. However, the final impact may differ from the current estimates considering the prevailing uncertainties.

- 5) Other Comprehensive income comprise of Gain / Loss on recognition and measurement of fair value of equity investment held in listed / unlisted entity except in associate Company for respective reporting periods. Figures for the Quarter ended June,2020 : ₹ 0.13 Lakhs and Quarter ended June,2019 : (-) ₹ 0.28 Lakhs shown as zero because of rounding off in ₹ Lakhs.
- 6) Other expenses for the quarter ended 30-06-2020 includes the impact of Mark to Market loss on the valuation of cotton inventories of ₹ 148.13 Lakhs (PY: NIL) and for the quarter / year ended 31-03-2020, it was ₹ 218.34 Lakhs.
- 7) The figures for the quarter ended 31-03-2020 are the balancing figures between audited results in respect of full financial year and published year to date upto the third quarter of the relevant financial year.
- 8) The Previous period figures have been re-grouped / re-stated wherever necessary.

CHENNAI  
12-08-2020



For RAJAPALAYAM MILLS LIMITED,

*P.R. Venketrana Raja*  
P.R. VENKETRAMA RAJA,  
CHAIRMAN



**RAJAPALAYAM MILLS LIMITED**  
 Regd. Off: Rajapalayam Mills Premises,  
 P.A.C. Ramasamy Raja Salai,  
 Post Box No.1, Rajapalayam - 626 117, Tamil Nadu.  
 CIN No.: L17111TN1936PLC002298  
 Telephone No. 04563-235666, Fax No. 04563-236520  
 E-Mail: rajacot@ramcotex.com, Website: www.rajapalayammills.co.in

**EXTRACT OF UNAUDITED CONSOLIDATED FINANCIAL RESULTS FOR THE QUARTER ENDED 30TH JUNE 2020**

Sl. No.	Particulars	Quarter ended			Year ended
		30-06-2020	31-03-2020	30-06-2019	31-03-2020
		(Un-Audited)	(Audited)	(Un-Audited)	(Audited)
1	Total Revenue	4,594	9,310	10,375	36,635
2	Net Profit for the period before tax	(2,555)	(381)	(182)	(1,639)
3	Net Profit for the period after tax (*)	509	2,086	3,102	9,207
4	Total Comprehensive Income for the period after tax (comprising Net Profit for the period after tax and Other Comprehensive Income after tax)	508	1,896	3,156	9,113
5	Paid-up Equity Share Capital	736	736	736	736
6	Other Equity				1,78,144
7	Earning Per Share of ₹ 10/- each, (Not Annualised) (in ₹)				
	Basic	7	28	42	125
	Diluted	7	28	42	125
	(*) Includes Share of Net Profit of Associates, Net of Tax	2,266	2,397	3,238	10,337


**Notes:**

- The above is an extract of the detailed format of quarterly financial results that has been filed with the Stock Exchange under Regulation 33 of the SEBI (Listing and Other Disclosure Requirements) Regulations, 2015. The full format of quarterly financial results (Standalone and Consolidated) are available on the Company's website at [www.rajapalayammills.co.in](http://www.rajapalayammills.co.in) and on the website of the Bombay Stock Exchange [www.bseindia.com](http://www.bseindia.com).
- The above consolidated un-audited results were reviewed by the Audit Committee and approved by the Board of Directors at their respective Meetings held on 12-08-2020. The Statutory Auditors have carried out a limited review of the above results.
- Key standalone financial information

Particulars	Quarter ended			Year ended
	30-06-2020	31-03-2020	30-06-2019	31-03-2020
	(Un-Audited)	(Audited)	(Un-Audited)	(Audited)
Total Revenue	4,594	10,047	10,375	38,406
Net Profit before tax	(2,555)	356	(182)	132
Net Profit after tax	(1,757)	426	(136)	641

- The figures for the quarter ended 31-03-2020 are the balancing figures between audited results in respect of full financial year and published year to date upto the third quarter of the relevant financial year.
- The Previous period figures have been re-grouped / re-stated wherever necessary.

CHENNAI  
12-08-2020



For RAJAPALAYAM MILLS LIMITED,

*(Signature)*

P. R. VENKETRAMA RAJA,  
CHAIRMAN