


Name of the Company: **RAJAPALAYAM MILLS LIMITED**

Scrip Code, Name of the scrip, class of security: **Madras Stock Exchange Ltd - "RAJAPALAYA" / Bombay Stock Exchange Ltd - "532503", Equity Shares**


Quarter ended: **31-12-2014**

Category code	Category of Shareholder	Number of Share holders	Table (I)(a)		Total shareholding as a percentage of total number of shares		Shares Pledged or otherwise encumbered		
			Total number of shares	Number of shares held in dematerialized form	As a percentage of(A+B) ¹	As a percentage of (A+B+C)	Number of shares	As a percentage (IX)= (VIII) / (IV) * 100	
									(I)
(A)	Shareholding of Promoter and Promoter Group²								
1	Indian								
(a)	Individuals/ Hindu Undivided Family	9	2014860	2014860	27.32	27.32			
(b)	Central Government/ State Government(s)				0.00	0.00			
(c)	Bodies Corporate	6	1905440	1905440	25.83	25.83			
(d)	Financial Institutions/ Banks				0.00	0.00			
(e)	Any Others(Specify)				0.00	0.00			
	Sub Total(A)(1)	15	3920300	3920300	53.15	53.15			
2	Foreign								
a	Individuals (Non-Residents Individuals/ Foreign Individuals)				0.00	0.00			
b	Bodies Corporate				0.00	0.00			
c	Institutions				0.00	0.00			
d	Any Others(Specify)				0.00	0.00			
	Sub Total(A)(2)	0	0	0	0.00	0.00			
	Total Shareholding of Promoter and Promoter Group (A)= (A)(1)+(A)(2)	15	3920300	3920300	53.15	53.15			
(B)	Public shareholding								
1	Institutions								
(a)	Mutual Funds/ UTI				0.00	0.00			
(b)	Financial Institutions / Banks	3	2060	200	0.03	0.03			
(c)	Central Government/ State Government(s)				0.00	0.00			
(d)	Venture Capital Funds				0.00	0.00			
(e)	Insurance Companies				0.00	0.00			
(f)	Foreign Institutional Investors				0.00	0.00			
(g)	Foreign Venture Capital Investors				0.00	0.00			
(h)	Qualified Foreign Investor				0.00	0.00			
(i)	Any Other (specify)				0.00	0.00			
	Sub-Total (B)(1)	3	2060	200	0.03	0.03			
B 2	Non-institutions								
(a)	Bodies Corporate	174	237240	204620	3.22	3.22			
(b)	Individuals				0.00	0.00			
I	Individuals -i. Individual shareholders holding nominal share capital up to Rs 1 lakh	4714	1771396	1217331	24.02	24.02			
II	ii. Individual shareholders holding nominal share capital in excess of Rs. 1 lakh.	53	1445164	940144	19.59	19.59			
(c)	Qualified Foreign Investor				0.00	0.00			
(d)	Any Other (specify)				0.00	0.00			
	Sub-Total (B)(2)	4941	3453800	2362095	46.82	46.82			
(B)	Total Public Shareholding (B)= (B)(1)+(B)(2)	4944	3455860	2362295	46.85	46.85			
	TOTAL (A)+(B)	4959	7376160	6282595	100.00	100.00			
(C)	Shares held by Custodians and against which Depository Receipts have been issued								
1	Promoter and Promoter Group	0	0	0	0	0.00			
2	Public	0	0	0	0	0.00			
	Sub-Total (C)	0	0	0	0	0			
	GRAND TOTAL (A)+(B)+(C)	4959	7376160	6282595	100.00	100.00			



Introductory sub-table (I)(a)

Name of the Company: RAJAPALAYAM MILLS LIMITED			
Scrip Code, Name of the scrip, class of security: Madras Stock Exchange Ltd - "RAJAPALAYA" / Bombay Stock Exchange Ltd - "532503", Equity Shares			
Quarter ended: 31-12-2014			
Partly paid-up shares:-			
	No. of partly paid-up shares	As a % of total no. of partly paid-up shares	As a % of total no. of shares of the company
Held by promoter/promoter group	0	0	0
Held by public		0	0
Total - D	0	0	0
Outstanding convertible securities:-			
	No. of outstanding securities	As a % of total no. of outstanding convertible securities	As a % of total no. of shares of the company, assuming full conversion of the convertible securities
Held by promoter/promoter group		0	0
Held by public		0	0
Total - E	0	0	0
Warrants:-			
	No. of warrants	As a % of total no. of warrants	As a % of total no. of shares of the company, assuming full conversion of warrants
Held by promoter/promoter group		0	0
Held by public		0	0
Total - F	0	0	0
Total paid-up capital of the company, assuming full conversion of warrants and convertible securities			
Sr.No	Notes		
1			
2			
3			
4			
5			
6			
7			
8			
9			



(I)(b) Statement showing holding of securities (including shares, warrants, convertible securities) of persons belonging to the category "Promoter and Promoter Group"

Sr. No.	Name of the shareholder	Details of Shares held		Encumbered shares (*)			Details of warrants		Details of convertible securities		Total shares (including underlying shares assuming full conversion of warrants and convertible securities) as a % of diluted share capital
		Number of shares held	As a % of grand total (A) +(B) +(C)	No.	As a percentage	As a % of grand total (A)+(B)+(C) of sub-clause (I)(a)	Number of warrants held	As a % total number of warrants of the same class	Number of convertible securities held	As a % total number of convertible securities of the same class	
(I)	(II)	(III)	(IV)	(V)	(VI)=(V)/(III)*100	(VII)	(VIII)	(IX)	(X)	(XI)	(XII)
1	P R RAMASUBRAHMANEYA RAJHA	988792	13.41		0.00	0.00	0	0	0	0	13.41
2	P.R. VENKETRAMA RAJA	744560	10.09		0.00	0.00	0	0	0	0	10.09
3	P V ABINAV RAMASUBRAMANIAM RAJA	98160	1.33		0.00	0.00	0	0	0	0	1.33
4	RAMACHANDRA RAJA CHITTAMMAL	82628	1.12		0.00	0.00	0	0	0	0	1.12
5	P.V. NIRMALA	2720	0.04		0.00	0.00	0	0	0	0	0.04
6	NALINA RAMALAKSHMI	6720	0.09		0.00	0.00	0	0	0	0	0.09
7	SARADHA DEEPA	10960	0.15		0.00	0.00	0	0	0	0	0.15
8	P V SRISANDHYA	16560	0.22		0.00	0.00	0	0	0	0	0.22
9	R SUDARSANAM .	63760	0.86		0.00	0.00	0	0	0	0	0.86
10	RAMCO INDUSTRIES LIMITED	847360	11.49		0.00	0.00	0	0	0	0	11.49
11	THE RAMARAJU SURGICAL COTTON MILLS LTD.	300200	4.07		0.00	0.00	0	0	0	0	4.07
12	SRI VISHNU SHANKAR MILL LTD.	29740	0.40		0.00	0.00	0	0	0	0	0.40
13	RAMCO MANAGEMENT PRIVATE LIMITED	2040	0.03		0.00	0.00	0	0	0	0	0.03
14	SANDHYA SPINNING MILL LTD	500	0.01		0.00	0.00	0	0	0	0	0.01
15	THE RAMCO CEMENTS LIMITED	725600	9.84		0.00	0.00	0	0	0	0	9.84
TOTAL		3920300	53.15	0	0.00	0.00	0	0	0	0	53.15

(*) The term "encumbrance" has the same meaning as assigned to it in regulation 28(3) of the SAST Regulations, 2011




(I)(c)(i) Statement showing holding of securities (including shares, warrants, convertible securities) of persons belonging to the category "Public" and holding more than 1% of the total number of shares

Sr. No.	Name of the shareholder	Number of shares held	Shares as a percentage of total number of shares {i.e., Grand Total (A)+(B)+(C) indicated in Statement at para (I)(a) above}	Details of warrants		Details of convertible		Total shares (including underlying shares assuming full conversion of warrants and convertible securities)
				Number of warrants held	As a % total number of warrants of the same class	Number of convertible securities held	% w.r.t total number of convertible securities of the same class	
1	SRI -LA-SRI SHANMUKA DESIKA GNANASAMBANDA	102400	1.39					1.39
2	GOVINDLAL M PARIKH	173932	2.36					2.36
TOTAL		276332	3.75	0	0	0	0	3.75

(I)(c)

(ii) Statement showing holding of securities (including shares, warrants, convertible securities) of persons (together with PAC) belonging to the category "Public" and holding more than 5% of the total number of shares of the company

Sr. No.	Name(s) of the shareholder(s) and the Persons Acting in Concert (PAC) with them	Number of shares	Shares as a percentage of total number of shares {i.e., Grand Total (A)+(B)+© indicated in Statement at para (I)(a) above}	Details of warrants		Details of convertible		Total shares (including underlying shares assuming full conversion of warrants and convertible securities) as a % of diluted share capital
				Number of warrants	As a % total number of warrants of the same class	Number of convertible securities held	% w.r.t total number of convertible securities of the same class	
----- NIL -----								



(I)(d) Statement showing details of locked-in shares

Sr. No.	Name of the shareholder	Number of locked-in shares	Locked-in shares as a percentage of total number of shares {i.e., Grand Total (A)+(B)+(C) indicated in Statement at para (I)(a) above}
----- NIL -----			

(II)(a) Statement showing details of Depository Receipts (DRs)

Sr. No.	Type of outstanding DR (ADRs, GDRs, SDRs, etc.)	Number of outstanding DRs	Number of shares underlying outstanding DRs	Shares underlying outstanding DRs as a percentage of total number of shares {i.e., Grand Total (A)+(B)+(C) indicated in Statement at para (I)(a) above}
----- NIL -----				

(II)(b) Statement showing holding of Depository Receipts (DRs), where underlying shares held by "promoter/promoter group" are in excess of 1% of the total number of shares

Sr. No.	Name of the DR Holder	Type of outstanding DR (ADRs, GDRs, SDRs, etc.)	Number of shares underlying outstanding DRs	Shares underlying outstanding DRs as a percentage of total number of shares {i.e., Grand Total (A)+(B)+(C) indicated in Statement at para (I)(a) above}
----- NIL -----				

