




**RAJAPALAYAM MILLS LIMITED**  
**Regd. Off : Rajapalayam Mills Premises,**  
**P.A.C. Ramasamy Raja Salai,**  
**Rajapalaiyam - 626 117, Tamil Nadu.**  
**CIN: L17111TN1936PLC002298**

**Telephone No. 04563-235666, Fax No. 04563-236520**  
**E-Mail: rajacot@ramcotex.com, Website: www.rajapalayammills.co.in**

**STATEMENT OF UN-AUDITED STANDALONE FINANCIAL RESULTS FOR THE QUARTER ENDED 30TH JUNE, 2023**

(₹ in Lakhs)


Sl. No.	Particulars	Quarter ended			Year ended
		30-06-2023	31-03-2023	30-06-2022	31-03-2023
		(Un-Audited)	(Audited)	(Un-Audited)	(Audited)
1	<b>Income</b>				
	a. Revenue from Operations				
	Sale of Products	20,023	22,060	20,014	85,714
	Other Operating Income	53	72	119	475
	b. Other Income	190	229	223	2,043
	Total Income	20,266	22,361	20,356	88,232
2	<b>Expenses</b>				
	a. Cost of Materials Consumed	10,676	11,681	12,489	49,061
	b. Purchases of Stock-in-Trade	947	863	710	3,578
	c. Change in Inventories of Finished Goods, Work in progress and Stock-in-Trade	710	491	(3,628)	(6,329)
	d. Employee Benefit Expenses	2,611	2,395	2,608	10,225
	e. Finance Cost	1,557	1,436	1,190	5,506
	f. Depreciation and Amortisation Expenses	1,407	1,384	1,383	5,662
	g. Power & Fuel	1,296	1,779	977	5,095
	h. Other Expenditure	2,639	2,680	3,086	11,348
	Total Expenses	21,843	22,709	18,815	84,146
3	Profit / (Loss) from ordinary activities before tax and exceptional items(1-2)	(1,577)	(348)	1,541	4,086
4	Exceptional items (Note No.3)	5,383	2	803	742
5	Profit Before Tax (3 + 4)	3,806	(346)	2,344	4,828
6	Tax Expenses				
	-Current Tax Expenses / (Savings)	87	20	158	155
	-Excess Income Tax Provision related to earlier years withdrawn	-	(16)	-	(16)
	-Deferred Tax Expenses / (Savings)	(404)	(669)	395	451
	Total Tax Expenses / (Savings)	(317)	(665)	553	590
7	Net Profit for the period before share of profit of Associates (5-6)	4,123	319	1,791	4,238
8	Other Comprehensive Income, net of tax	1	(23)	(0)	(23)
9	Total Comprehensive Income after tax for the period (7+8)	4,124	296	1,791	4,215
10	Paid-up Equity Share Capital (Face Value of a Share ₹ 10/- each)	922	922	861	922
11	Other Equity				44,545
12	Net Worth				45,467
13	Basic & Diluted Earnings per Share of ₹ 10/- each (in ₹) (Not Annualized)	45	4	21	49



**SEGMENT WISE REVENUE, RESULTS AND CAPITAL EMPLOYED**

(₹ in Lakhs)

Particulars	Quarter ended			Year ended
	30-06-2023	31-03-2023	30-06-2022	31-03-2023
	(Un-Audited)	(Audited)	(Un-Audited)	(Audited)
<b>1. Segment Revenue</b>				
(Net Sales / Operating Income)				
a) Textiles	<b>20,076</b>	22,132	20,133	86,189
b) Wind Mills	<b>1,125</b>	560	1,248	3,918
	<b>21,201</b>	22,692	21,381	90,107
Less: Inter Segment Revenue	<b>1,125</b>	560	1,248	3,918
<b>Total Income From Operations (Net)</b>	<b>20,076</b>	22,132	20,133	86,189
<b>2. Segment Results</b>				
Profit/(Loss) Before Finance Cost & Tax				
a) Textiles	<b>(683)</b>	834	1,882	6,082
b) Wind Mills	<b>601</b>	143	794	2,047
c) Unallocated Items	<b>62</b>	111	55	1,463
d) Exceptional Items (Note No.3)	<b>5,383</b>	2	803	742
	<b>5,363</b>	1,090	3,534	10,334
Less:				
Finance Cost - Unallocable Expenditure	<b>1,557</b>	1,436	1,190	5,506
<b>Profit / (Loss) Before Tax</b>	<b>3,806</b>	(346)	2,344	4,828
<b>3. Capital Employed</b>				
(Segment Assets (-) Segment Liabilities)				
a) Textiles	<b>1,47,584</b>	1,47,401	1,13,598	1,47,401
b) Wind Mills	<b>4,611</b>	4,715	5,028	4,715
c) Unallocated Items	<b>(1,02,604)</b>	(1,06,649)	(78,947)	(1,06,649)
<b>Total</b>	<b>49,591</b>	45,467	39,679	45,467



**Notes:**

- 1) The above standalone un-audited results were reviewed by the Audit Committee and approved by the Board of Directors at their respective Meetings held on 09-08-2023. The Statutory Auditors have carried out Limited Review of the above results.
- 2) The Central Government has published The Code on Social Security, 2020 and Industrial Relations Code,2020 ("the codes") in the Gazette of India, interalia, subsuming various existing labour and industrial laws which deals with employees including post employment period. The effective date of the code and the rules are yet to be notified. The impact of the legislative changes if any will be assessed and recognised post notification of relevant provisions.

3) Exceptional items represent the following:

(₹ in Lakhs)

Particulars	Quarter ended			Year ended
	30-06-2023	31-03-2023	30-06-2022	31-03-2023
	(Un-Audited)	(Audited)	(Un-Audited)	(Audited)
Profit on Sale of Investment in the Equity Shares of Associates	5,381	-	-	-
Profit / (Loss) on Sale of Property, Plant & Equipment and Investment Property	2	2	803	742
Total	5,383	2	803	742

- 4) The carrying amount of few varieties of raw material stock as on 30-06-2023 has been written down to net realisable value (Mark to Market Loss) due to decline in market price of such materials. Consequently an amount of Rs. 260.35 Lakhs (PY: NIL) (Quarter ended 31-03-2023 : Rs. 42.30 Lakhs) has been debited to the Statement of Profit and Loss for the quarter ended 30-06-2023.
- 5) The figures for the quarter ended 31-03-2023 are the balancing figures between audited results in respect of full financial year and published year to date upto the third quarter of the relevant financial year.
- 6) The Previous period figures have been re-grouped / re-stated wherever necessary to conform to current year classification.

**RAJAPALAYAM**  
**09-08-2023**



**For RAJAPALAYAM MILLS LIMITED,**

**P.R. VENKETRAMA RAJA,**  
**CHAIRMAN**




**RAJAPALAYAM MILLS LIMITED**  
**Regd. Off : Rajapalayam Mills Premises,**  
**P.A.C. Ramasamy Raja Salai,**  
**Rajapalaiyam - 626 117, Tamil Nadu.**  
**CIN: L17111TN1936PLC002298**

Telephone No. 04563-235666, Fax No. 04563-236520  
 E-Mail: rajacot@ramcotex.com, Website: www.rajapalayammills.co.in

**STATEMENT OF UN-AUDITED CONSOLIDATED FINANCIAL RESULTS FOR THE QUARTER ENDED 30TH JUNE, 2023**

(₹ in Lakhs)

Sl. No.	Particulars	Quarter ended			Year ended
		30-06-2023	31-03-2023	30-06-2022	31-03-2023
		(Un-Audited)	(Audited)	(Un-Audited)	(Audited)
1	<b>Income</b>				
	a. Revenue from Operations				
	Sale of Products	20,023	22,060	20,014	85,714
	Other Operating Income	53	72	119	475
	b. Other Income	190	229	223	980
	Total Income	20,266	22,361	20,356	87,169
2	<b>Expenses</b>				
	a. Cost of Materials Consumed	10,676	11,681	12,489	49,061
	b. Purchases of Stock-in-Trade	947	863	710	3,578
	c. Change in Inventories of Finished Goods, Work in progress and Stock-in-Trade.	710	491	(3,628)	(6,329)
	d. Employee Benefit Expenses	2,611	2,395	2,608	10,225
	e. Finance Cost	1,557	1,436	1,190	5,506
	f. Depreciation and Amortisation Expenses	1,407	1,384	1,383	5,662
	g. Power & Fuel	1,296	1,779	977	5,095
	h. Other Expenditure	2,639	2,680	3,086	11,348
	Total Expenses	21,843	22,709	18,815	84,146
3	Profit / (Loss) from ordinary activities before exceptional items and tax (1-2)	(1,577)	(348)	1,541	3,023
4	Exceptional items (Note No.5)	2,359	2	803	742
5	Profit Before Tax (3 + 4)	782	(346)	2,344	3,765
6	Tax Expenses				
	- Current Tax Expenses / (Savings)	87	20	158	155
	-Excess Income Tax Provision related to earlier years withdrawn	-	(16)	-	(16)
	- Deferred Tax Expenses / (Savings)	(404)	(669)	395	451
	Total Tax Expenses / (Savings)	(317)	(665)	553	590
7	Net Profit / (Loss) for the period before share of profit of Associates (5-6)	1,099	319	1,791	3,175
8	Share of Net Profit of Associates, net of tax	1,278	2,555	1,949	5,013
9	Profit for the period (7+8)	2,377	2,874	3,740	8,188
10	Other Comprehensive Income, net of tax	1	(23)	0	(23)
11	Share of OCI of Associates, net of tax	42	(84)	18	88
12	Total Comprehensive Income after tax for the period (9+10+11)	2,420	2,767	3,758	8,253
13	Paid-up Equity Share Capital (Face Value of a Share ₹ 10/- each)	920	920	859	920
14	Other Equity				2,23,251
15	Net Worth				2,24,171
16	Basic & Diluted Earnings per share of ₹ 10/- each (in ₹) (Not Annualized)	26	32	44	94



## SEGMENT WISE REVENUE, RESULTS AND CAPITAL EMPLOYED

(₹ in Lakhs)

Particulars	Quarter ended			Year ended
	30-06-2023	31-03-2023	30-06-2022	31-03-2023
	(Un-Audited)	(Audited)	(Un-Audited)	(Audited)
<b>1. Segment Revenue</b>				
(Net Sales / Operating Income)				
a) Textiles	20,076	22,132	20,133	86,189
b) Wind Mills	1,125	560	1,248	3,918
	21,201	22,692	21,381	90,107
Less: Inter Segment Revenue	1,125	560	1,248	3,918
Total Income From Operations (Net)	20,076	22,132	20,133	86,189
<b>2. Segment Results</b>				
Profit/(Loss) Before Finance Cost & Tax				
a) Textiles	(683)	834	1,882	6,082
b) Wind Mills	601	143	794	2,047
c) Unallocated Items	62	111	55	400
d) Exceptional Items (Note No.5)	2,359	2	803	742
	2,339	1,090	3,534	9,271
Less:				
Finance Cost - Unallocable Expenditure	1,557	1,436	1,190	5,506
Profit / (Loss) Before Tax	782	(346)	2,344	3,765
<b>3. Capital Employed</b>				
(Segment Assets (-) Segment Liabilities)				
a) Textiles	1,47,584	1,47,400	1,13,598	1,47,400
b) Wind Mills	4,611	4,715	5,028	4,715
c) Unallocated Items	74,396	72,056	97,686	72,056
Total	2,26,591	2,24,171	2,16,312	2,24,171



**Notes:**

- 1) The above consolidated un-audited results were reviewed by the Audit Committee and approved by the Board of Directors at their respective Meetings held on 09-08-2023. The Statutory Auditors have carried out Limited Review of the above results.
- 2) The Consolidated financial results have been prepared in accordance with Ind AS 110 read with Ind AS 28. The consolidated results include the standalone results of parent Company (Rajapalayam Mills Limited) and its Associates viz., The Ramco Cement Limited, Ramco Industries Limited and Ramco Systems Limited.
- 3) The Central Government has published The Code on Social Security, 2020 and Industrial Relations Code, 2020 ("the codes") in the Gazette of India, interalia, subsuming various existing labour and industrial laws which deals with employees including post employment period. The effective date of the code and the rules are yet to be notified. The impact of the legislative changes if any will be assessed and recognised post notification of relevant provisions.
- 4) Key standalone financial information:

(₹ in Lakhs)

Particulars	Quarter ended			Year ended
	30-06-2023	31-03-2023	30-06-2022	31-03-2023
	(Un-Audited)	(Audited)	(Un-Audited)	(Audited)
Total Income	20,266	22,361	20,356	88,232
Net Profit before exceptional items and tax	(1,577)	(348)	1,541	4,086
Net Profit before tax	3,806	(346)	2,344	4,828
Net Profit after tax	4,123	319	1,791	4,238

The standalone financial results of the Company are available on the Bombay Stock Exchange website [www.bseindia.com](http://www.bseindia.com) and the Company's website [www.rajapalayammills.co.in](http://www.rajapalayammills.co.in)

- 5) Exceptional items represent the following:

(₹ in Lakhs)

Particulars	Quarter ended			Year ended
	30-06-2023	31-03-2023	30-06-2022	31-03-2023
	(Un-Audited)	(Audited)	(Un-Audited)	(Audited)
Profit on Sale of Investment in the Equity Shares of Associates	2,357	-	-	-
Profit / (Loss) on Sale of Property, Plant & Equipment and Investment Property	2	2	803	742
Total	2,359	2	803	742

- 6) The carrying amount of few varieties of raw material stock as on 30-06-2023 has been written down to net realisable value (Mark to Market Loss) due to decline in market price of such materials. Consequently an amount of Rs. 260.35 Lakhs (PY: NIL) (Quarter ended 31-03-2023 : Rs. 42.30 Lakhs) has been debited to the Statement of Profit and Loss for the quarter ended 30-06-2023.
- 7) The figures for the quarter ended 31-03-2023 are the balancing figures between audited results in respect of full financial year and published year to date upto the third quarter of the relevant financial year.
- 8) The Previous period figures have been re-grouped / re-stated wherever necessary to conform to current year classification.

For RAJAPALAYAM MILLS LIMITED,



P.R. VENKETRAMA RAJA,  
CHAIRMAN

RAJAPALAYAM  
09-08-2023





**EXTRACT OF UN-AUDITED CONSOLIDATED FINANCIAL RESULTS FOR THE QUARTER ENDED 30TH JUNE, 2023**

Sl. No.	Particulars	Quarter ended			Year ended
		30-06-2023	31-03-2023	30-06-2022	31-03-2023
		(Un-Audited)	(Audited)	(Un-Audited)	(Audited)
1	Total Income	20,266	22,361	20,356	87,169
2	Net Profit / (Loss) for the period before tax (Note No.3)	782	(346)	2,344	3,765
3	Net Profit for the period after tax (*)	2,377	2874	3,740	8,188
4	Total Comprehensive Income for the period after tax (comprising Net Profit for the period after tax and Other Comprehensive Income after tax)	2,420	2767	3,758	8,253
5	Paid-up Equity Share Capital	920	920	859	920
6	Other Equity				2,23,251
7	Earning Per Share of ₹ 10/- each, (Not Annualised) (in ₹)				
	Basic	26	32	44	94
	Diluted	26	32	44	94
(*) Includes Share of Net Profit of Associates, Net of Tax		1,278	2,555	1,949	5,013

**Notes:**

- The above is an extract of the detailed format of quarter ended financial results that has been filed with the Stock Exchange under Regulation 33 of the SEBI (Listing and Other Disclosure Requirements) Regulations, 2015. The full format of quarter ended financial results (Standalone and Consolidated) are available on the Company's website at www.rajapalayammills.co.in and on the website of the Bombay Stock Exchange www.bseindia.com.
- The above consolidated un-audited results were reviewed by the Audit Committee and approved by the Board of Directors at their respective Meetings held on 09-08-2023. The Statutory Auditors have carried out Limited Review of the above results.
- Net Profit / (Loss) for the period before tax includes exceptional items, which represent the following items:

Particulars	Quarter ended			Year ended
	30-06-2023	31-03-2023	30-06-2022	31-03-2023
	(Un-Audited)	(Audited)	(Un-Audited)	(Audited)
Profit on Sale of Investment in the Equity Shares of Associates	2,357	-	-	-
Profit / (Loss) on Sale of Property, Plant & Equipment and Investment Property	2	2	803	742
Total	2,359	2	803	742

- Key standalone financial information:

Particulars	Quarter ended			Year ended
	30-06-2023	31-03-2023	30-06-2022	31-03-2023
	(Un-Audited)	(Audited)	(Un-Audited)	(Audited)
Total Income	20,266	22,361	20,356	88,232
Net Profit before exceptional items and tax	(1,577)	(348)	1,541	4,086
Net Profit before tax	3,806	(346)	2,344	4,828
Net Profit after tax	4,123	319	1,791	4,238

- The figures for the quarter ended 31-03-2023 are the balancing figures between audited results in respect of full financial year and published year to date upto the third quarter of the relevant financial year.
- The Previous period figures have been re-grouped / re-stated wherever necessary to conform to current year classification.

For RAJAPALAYAM MILLS LIMITED,

*(Signature)*

**P.R. VENKETRAMA RAJA,  
CHAIRMAN**

