




**RAJAPALAYAM MILLS LIMITED**  
 Regd. Off : Rajapalayam Mills Premises,  
 P.A.C. Ramasamy Raja Salai,  
 Rajapalayam - 626 117, Tamil Nadu.  
 CIN: L17111TN1936PLC002298

Telephone No. 04563-235666, Fax No. 04563-236520  
 E-Mail: rajacot@ramcotex.com, Website: www.rajapalayammills.co.in

**STANDALONE UN-AUDITED STATEMENT OF PROFIT AND LOSS FOR THE QUARTER / NINE MONTHS ENDED 31<sup>ST</sup> DECEMBER, 2024**

(₹ in Lakhs)


Sl. No.	Particulars	Quarter ended			Nine Months ended		Year ended
		31-12-2024	30-09-2024	31-12-2023	31-12-2024	31-12-2023	31-03-2024
		(Un-Audited)	(Un-Audited)	(Un-Audited)	(Un-Audited)	(Un-Audited)	(Audited)
1	<b>Income</b>						
	a. Revenue from Operations	22,934	22,919	20,264	67,649	63,523	85,856
	b. Other Income	482	1,249	301	2,128	1,413	1,724
	Total Income	23,416	24,168	20,565	69,777	64,936	87,580
2	<b>Expenses</b>						
	a. Cost of Materials Consumed	11,470	13,006	11,565	37,486	33,128	45,404
	b. Purchases of Stock-in-Trade	447	861	1,327	1,947	3,810	4,652
	c. Change in Inventories of Finished Goods, Work in progress and Stock-in-Trade	1,656	(446)	(1,165)	414	1,375	1,006
	d. Employee Benefits Expenses	3,086	3,148	2,613	9,330	7,854	10,457
	e. Finance Costs	2,290	2,255	2,098	6,742	5,348	7,403
	f. Depreciation and Amortisation Expenses	1,902	1,898	1,886	5,664	4,856	6,733
	g. Power & Fuel	2,092	664	1,792	4,155	3,531	5,317
	h. Other Expenditure	3,065	3,004	2,248	8,921	6,974	10,026
	Total Expenses	26,008	24,390	22,364	74,659	66,876	90,998
3	Profit / (Loss) from ordinary activities before tax and exceptional items(1-2)	(2,592)	(222)	(1,799)	(4,882)	(1,940)	(3,418)
4	Exceptional items (Refer Note No.3)	25	(39)	344	(0)	5,729	5,762
5	Profit / (Loss) Before Tax (3 + 4)	(2,567)	(261)	(1,455)	(4,882)	3,789	2,344
6	<b>Tax Expenses</b>						
	-Current Tax Expenses / (Savings)	-	-	70	-	157	-
	-Excess Income Tax Provision related to earlier years withdrawn	-	-	-	-	-	(0)
	-Deferred Tax Expenses / (Savings)	(646)	(65)	(452)	(1,228)	(487)	(486)
	Total Tax Expenses / (Savings)	(646)	(65)	(382)	(1,228)	(330)	(486)
7	Net Profit / (Loss) for the period (5-6)	(1,921)	(196)	(1,073)	(3,654)	4,119	2,830
8	Other Comprehensive Income/(Loss), net of tax	(1)	(16)	14	(15)	362	79
9	Total Comprehensive Income / (Loss) after tax for the period (7+8)	(1,922)	(212)	(1,059)	(3,669)	4,481	2,909
10	Paid-up Equity Share Capital (Face Value of a Share ₹ 10/- each)	922	922	922	922	922	922
11	Other Equity				43,638	48,934	47,362
12	Net Worth				44,560	49,856	48,284
13	Basic & Diluted Earnings per share of ₹ 10/- each (in ₹) (Not Annualized)	(21)	(2)	(12)	(40)	45	31



## SEGMENT WISE REVENUE, RESULTS AND CAPITAL EMPLOYED

(₹ in Lakhs)

Particulars	Quarter ended			Nine Months ended		Year ended
	31-12-2024	30-09-2024	31-12-2023	31-12-2024	31-12-2023	31-03-2024
	(Un-Audited)	(Un-Audited)	(Un-Audited)	(Un-Audited)	(Un-Audited)	(Audited)
<b>1. Segment Revenue</b>						
(Net Sales / Operating Income)						
a) Textiles	22,934	22,919	20,264	67,649	63,523	85,856
b) Wind Mills	422	2,222	511	3,649	3,750	4,377
	23,356	25,141	20,775	71,298	67,273	90,233
Less: Inter Segment Revenue	422	2,222	511	3,649	3,750	4,377
<b>Total Income From Operations (Net)</b>	<b>22,934</b>	<b>22,919</b>	<b>20,264</b>	<b>67,649</b>	<b>63,523</b>	<b>85,856</b>
<b>2. Segment Results</b>						
Profit/(Loss) Before Finance Cost & Tax						
a) Textiles	(324)	(364)	190	(1,103)	457	727
b) Wind Mills	(18)	1,496	77	1,989	2,080	2,278
c) Unallocated Items	40	901	32	974	871	980
d) Exceptional Items (Note No.3)	25	(39)	344	(0)	5,729	5,762
	(277)	1,994	643	1,860	9,137	9,747
Less:						
Finance Cost - Unallocable Expenditure	2,290	2,255	2,098	6,742	5,348	7,403
<b>Profit / (Loss) Before Tax</b>	<b>(2,567)</b>	<b>(261)</b>	<b>(1,455)</b>	<b>(4,882)</b>	<b>3,789</b>	<b>2,344</b>
<b>3. Capital Employed</b>						
(Segment Assets (-) Segment Liabilities)						
a) Textiles	1,54,362	1,50,730	1,48,217	1,54,362	1,48,217	1,52,998
b) Wind Mills	3,982	4,087	4,400	3,982	4,400	4,296
c) Unallocated Items	(1,13,784)	(1,08,335)	(1,02,761)	(1,13,784)	(1,02,761)	(1,09,010)
<b>Total</b>	<b>44,560</b>	<b>46,482</b>	<b>49,856</b>	<b>44,560</b>	<b>49,856</b>	<b>48,284</b>



**Notes:**

- 1) The financial results have been prepared in accordance with Indian Accounting Standards (Ind AS) prescribed under Section 133 of the Companies Act, 2013 read with relevant rules thereunder and in terms of regulation 33 of the SEBI (Listing Obligations and Disclosures Requirements) Regulations, 2015 (as amended). The said financial results were reviewed by the Audit Committee and approved by the Board of Directors at their Meetings held on 07-02-2025. The Statutory Auditors have carried out Limited Review of the above results and expressed an unmodified audit opinion.
- 2) The Central Government has published The Code on Social Security, 2020 and Industrial Relations Code, 2020 ("the codes") in the Gazette of India, inter alia, subsuming various existing labour and Industrial laws which deals with employees including post employment period. The effective date of the code and the rules are yet to be notified. The impact of the legislative changes if any will be assessed and recognised post notification of relevant provisions.
- 3) Exceptional items represent the following:

Particulars	Quarter ended			Nine Months ended		Year ended
	31-12-2024	30-09-2024	31-12-2023	31-12-2024	31-12-2023	31-03-2024
	(Un-Audited)	(Un-Audited)	(Un-Audited)	(Un-Audited)	(Un-Audited)	(Audited)
Profit on Sale of Investment in the Equity Shares of Associates	-	-	-	-	5,381	5,381
Profit on Sale of Property, Plant & Equipment	25	(39)	344	(0)	348	381
<b>Total</b>	<b>25</b>	<b>(39)</b>	<b>344</b>	<b>(0)</b>	<b>5,729</b>	<b>5,762</b>

(₹ in Lakhs)

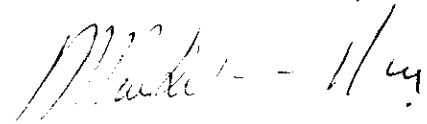
- 4) Other Comprehensive Income comprises of items that will not be reclassified to profit or loss as given below:

Particulars	Quarter ended			Nine Months ended		Year ended
	31-12-2024	30-09-2024	31-12-2023	31-12-2024	31-12-2023	31-03-2024
	(Un-Audited)	(Un-Audited)	(Un-Audited)	(Un-Audited)	(Un-Audited)	(Audited)
Remeasurement Gain / (Losses) on defined benefit obligations (net of tax)	-	-	-	-	-	(134)
Gain / (Loss) on Equity Instruments through OCI (net of tax)	(1)	(16)	14	(15)	362	213
<b>Total</b>	<b>(1)</b>	<b>(16)</b>	<b>14</b>	<b>(15)</b>	<b>362</b>	<b>79</b>

(₹ in Lakhs)


- 5) The Previous period figures have been re-grouped / re-stated wherever necessary.

For RAJAPALAYAM MILLS LIMITED,



**P.R. VENKETRAMA RAJA,**  
**CHAIRMAN**  
**(DIN: 00331406)**

RAJAPALAYAM  
07-02-2025






**RAJAPALAYAM MILLS LIMITED**  
 Regd. Off : Rajapalayam Mills Premises,  
 P.A.C. Ramasamy Raja Salai,  
 Rajapalayam - 626 117, Tamil Nadu.  
 CIN: L17111TN1936PLC002298  
 Telephone No. 04563-235666, Fax No. 04563-236520  
 E-Mail: rajacot@ramcotex.com, Website: www.rajapalayammills.co.in

**CONSOLIDATED UN-AUDITED STATEMENT OF PROFIT AND LOSS FOR THE QUARTER / NINE MONTHS ENDED 31<sup>ST</sup> DECEMBER, 2024**

(₹ in Lakhs)


Sl. No.	Particulars	Quarter ended			Nine Months ended		Year ended
		31-12-2024	30-09-2024	31-12-2023	31-12-2024	31-12-2023	31-03-2024
		(Un-Audited)	(Un-Audited)	(Un-Audited)	(Un-Audited)	(Un-Audited)	(Audited)
1	<b>Income</b>						
	a. Revenue from Operations	22,934	22,919	20,264	67,649	63,523	85,856
	b. Other Income	482	381	301	1261	689	1,000
	<b>Total Income</b>	<b>23,416</b>	<b>23,300</b>	<b>20,565</b>	<b>68,910</b>	<b>64,212</b>	<b>86,856</b>
2	<b>Expenses</b>						
	a. Cost of Materials Consumed	11,470	13,006	11,565	37,486	33,128	45,404
	b. Purchases of Stock-in-Trade	447	861	1,327	1,947	3,810	4,652
	c. Change in Inventories of Finished Goods, Work in progress and Stock-in-Trade.	1,656	(446)	(1,165)	414	1,375	1,006
	d. Employee Benefits Expenses	3,086	3,148	2,613	9,330	7,854	10,457
	e. Finance Costs	2,290	2,255	2,098	6,742	5,348	7,403
	f. Depreciation and Amortisation Expenses	1,902	1,898	1,886	5,664	4,856	6,733
	g. Power & Fuel	2,092	664	1,792	4,155	3,531	5,317
	h. Other Expenditure	3,065	3,003	2,248	8,921	6,974	10,026
	<b>Total Expenses</b>	<b>26,008</b>	<b>24,389</b>	<b>22,364</b>	<b>74,659</b>	<b>66,876</b>	<b>90,998</b>
3	Profit / (Loss) from ordinary activities before exceptional items and tax (1-2)	(2,592)	(1,089)	(1,799)	(5,749)	(2,664)	(4,142)
4	Exceptional items (Refer Note No.5)	25	(39)	344	(0)	2,705	2,738
5	Profit / (Loss) Before Tax (3 + 4)	(2,567)	(1,128)	(1,455)	(5,749)	41	(1,404)
6	Tax Expenses						
	- Current Tax Expenses / (Savings)	-	-	70	-	157	-
	- Excess Income Tax Provision related to earlier years withdrawn	-	-	-	-	-	(0)
	- Deferred Tax Expenses / (Savings)	(646)	(65)	(452)	(1,228)	(487)	(486)
	<b>Total Tax Expenses / (Savings)</b>	<b>(646)</b>	<b>(65)</b>	<b>(382)</b>	<b>(1,228)</b>	<b>(330)</b>	<b>(486)</b>
7	Net Profit / (Loss) for the period before share of profit of Associates (5-6)	(1,921)	(1,063)	(1,073)	(4,521)	371	(918)
8	Share of Net Profit of Associates, net of tax	5,351	493	1,326	6,690	3,236	5,354
9	Profit for the period (7+8)	3,430	(570)	253	2,169	3,607	4,436
10	Other Comprehensive Income, net of tax	(1)	(16)	13	(15)	362	79
11	Share of OCI of Associates, net of tax	768	(82)	(28)	688	1,682	1,568
12	Total Comprehensive Income after tax for the period (9+10+11)	4,197	(668)	238	2,842	5,651	6,083
13	Paid-up Equity Share Capital (Face Value of a Share ₹ 10/- each)	920	920	920	920	920	920
14	Other Equity				2,32,029	2,28,810	2,29,242
15	Net Worth				2,32,949	2,29,730	2,30,162
16	Basic & Diluted Earnings per share of ₹ 10/- each (in ₹) (Not Annualized)	37	(6)	3	24	39	48



## SEGMENT WISE REVENUE, RESULTS AND CAPITAL EMPLOYED

(₹ in Lakhs)

Particulars	Quarter ended			Nine Months ended		Year ended
	31-12-2024	30-09-2024	31-12-2023	31-12-2024	31-12-2023	31-03-2024
	(Un-Audited)	(Un-Audited)	(Un-Audited)	(Un-Audited)	(Un-Audited)	(Audited)
<b>1. Segment Revenue</b>						
(Net Sales / Operating Income)						
a) Textiles	22,934	22,919	20,264	67,649	63,523	85,856
b) Wind Mills	422	2,222	511	3,649	3,750	4,377
	23,356	25,141	20,775	71,298	67,273	90,233
Less: Inter Segment Revenue	422	2,222	511	3,649	3,750	4,377
Total Income From Operations (Net)	22,934	22,919	20,264	67,649	63,523	85,856
<b>2. Segment Results</b>						
Profit/(Loss) Before Finance Cost & Tax						
a) Textiles	(326)	(362)	191	(1,103)	458	728
b) Wind Mills	(18)	1,496	77	1,989	2,080	2,278
c) Unallocated Items	42	32	31	107	146	255
d) Exceptional Items (Note No.5)	25	(39)	344	(0)	2,705	2,738
	(277)	1,127	643	993	5,389	5,999
Less:						
Finance Cost - Unallocable Expenditure	2,290	2,255	2,098	6,742	5,348	7,403
Profit / (Loss) Before Tax	(2,567)	(1,128)	(1,455)	(5,749)	41	(1,404)
<b>3. Capital Employed</b>						
(Segment Assets (-) Segment Liabilities)						
a) Textiles	1,54,362	1,50,730	1,48,216	1,54,362	1,48,216	1,52,998
b) Wind Mills	3,982	4,087	4,400	3,982	4,400	4,296
c) Unallocated Items	74,605	73,935	77,114	74,605	77,114	72,868
Total	2,32,949	2,28,752	2,29,730	2,32,949	2,29,730	2,30,162



**Notes:**

- 1) The financial results have been prepared in accordance with Indian Accounting Standards (Ind AS) prescribed under Section 133 of the Companies Act, 2013 read with relevant rules thereunder and in terms of regulation 33 of the SEBI (Listing Obligations and Disclosures Requirements) Regulations, 2015 (as amended). The said financial results were reviewed by the Audit Committee and approved by the Board of Directors at their Meetings held on 07-02-2025. The Statutory Auditors have carried out Limited Review of the above results and expressed an unmodified audit opinion.
- 2) The Consolidated financial results have been prepared in accordance with Ind AS 110 read with Ind AS 28. The consolidated results include the standalone results of parent Company (Rajapalayam Mills Limited) and its Associates viz., The Ramco Cement Limited, Ramco Industries Limited and Ramco Systems Limited.
- 3) The Central Government has published The Code on Social Security, 2020 and Industrial Relations Code, 2020 ("the codes") in the Gazette of India, inter alia, subsuming various existing labour and industrial laws which deals with employees including post employment period. The effective date of the code and the rules are yet to be notified. The impact of the legislative changes if any will be assessed and recognised post notification of relevant provisions.

## 4) Key standalone financial information:

(₹ in Lakhs)

Particulars	Quarter ended			Nine Months ended		Year ended
	31-12-2024	30-09-2024	31-12-2023	31-12-2024	31-12-2023	31-03-2024
	(Un-Audited)	(Un-Audited)	(Un-Audited)	(Un-Audited)	(Un-Audited)	(Audited)
Total Income	23,416	24,168	20,565	69,777	64,936	87,580
Net Profit / (Loss) before exceptional items and tax	(2,592)	(222)	(1,799)	(4,882)	(1,940)	(3,418)
Net Profit / (Loss) before tax	(2,567)	(261)	(1,455)	(4,882)	3,789	2,344
Net Profit / (Loss) after tax	(1,921)	(196)	(1,073)	(3,654)	4,119	2,830

The standalone financial results of the Company are available on the Bombay Stock Exchange website [www.bseindia.com](http://www.bseindia.com) and the Company's website [www.rajapalayammills.co.in](http://www.rajapalayammills.co.in)

## 5) Exceptional items represent the following:

(₹ in Lakhs)

Particulars	Quarter ended			Nine Months ended		Year ended
	31-12-2024	30-09-2024	31-12-2023	31-12-2024	31-12-2023	31-03-2024
	(Un-Audited)	(Un-Audited)	(Un-Audited)	(Un-Audited)	(Un-Audited)	(Audited)
Profit on Sale of Investment in the Equity Shares of Associates	-	-	-	-	2,357	2,357
Profit on Sale of Property, Plant & Equipment	25	(39)	344	(0)	348	381
Total	25	(39)	344	(0)	2,705	2,738


## 6) Other Comprehensive Income comprises of items that will not be reclassified to profit or loss as given below:

(₹ in Lakhs)

Particulars	Quarter ended			Nine Months ended		Year ended
	31-12-2024	30-09-2024	31-12-2023	31-12-2024	31-12-2023	31-03-2024
	(Un-Audited)	(Un-Audited)	(Un-Audited)	(Un-Audited)	(Un-Audited)	(Audited)
Remeasurement Gain / (Losses) on defined benefit obligations (net of tax)	-	-	-	-	-	(134)
Gain / (Loss) on Equity Instruments through OCI (net of tax)	(1)	(16)	13	(15)	362	213
Total	(1)	(16)	13	(15)	362	79


## 7) The Previous period figures have been re-grouped / re-stated wherever necessary.

For RAJAPALAYAM MILLS LIMITED,



P.R. VENKETRAMA RAJA,  
CHAIRMAN  
(DIN: 00331406)

RAJAPALAYAM  
07-02-2025





**EXTRACT OF CONSOLIDATED UN-AUDITED STATEMENT OF PROFIT AND LOSS FOR THE QUARTER / NINE MONTHS ENDED 31<sup>ST</sup> DECEMBER, 2024**

(₹ in Lakhs)

Sl. No.	Particulars	Quarter ended			Nine Months ended		Year ended
		31-12-2024	30-09-2024	31-12-2023	31-12-2024	31-12-2023	31-03-2024
		(Un-Audited)	(Un-Audited)	(Un-Audited)	(Un-Audited)	(Un-Audited)	(Audited)
1	Total Income from operations	23,416	23,300	20,565	68,910	64,212	86,856
2	Net Profit / (Loss) for the period (before tax, exceptional items)	(2,592)	(1,089)	(1,799)	(5,749)	(2,664)	(4,142)
3	Net Profit / (Loss) for the period before tax (after Exceptional items) (Refer Note No.3)	(2,567)	(1,128)	(1,455)	(5,749)	41	(1,404)
4	Net Profit / (Loss) for the period after tax (after Exceptional items) (*)	3,430	(570)	253	2,169	3,607	4,436
5	Total Comprehensive Income / (Loss) for the period after tax (comprising Net Profit for the period after tax and Other Comprehensive Income after tax)	4,197	(668)	238	2,842	5,651	6,083
6	Equity Share Capital (face value of ₹ 10/- each)	920	920	920	920	920	920
7	Reserves (excluding revaluation reserve) as shown in the Audited Balance Sheet of the previous year.						2,29,242
8	Earning Per Share of ₹ 10/- each, (Not Annualised) (in ₹)						
	Basic	37	(6)	3	24	39	48
	Diluted	37	(6)	3	24	39	48
	(*) Includes Share of Net Profit of Associates, Net of Tax	5,351	493	1,326	6,690	3,236	5,354

**Notes:**

- The above is an extract of the detailed format of quarter ended un-audited statement of profit and loss that has been filed with the Stock Exchange under Regulation 33 of the SEBI (Listing and Other Disclosure Requirements) Regulations, 2015. The full format of quarter / nine months ended un-audited statement of profit and loss (Standalone and Consolidated) are available on the Company's website at www.rajapalayammills.co.in and on the website of the Bombay Stock Exchange www.bseindia.com.
- The financial results have been prepared in accordance with Indian Accounting Standards (Ind AS) prescribed under Section 133 of the Companies Act, 2013 read with relevant rules thereunder and in terms of regulation 33 of the SEBI (Listing Obligations and Disclosures Requirements) Regulations, 2015 (as amended). The said financial results were reviewed by the Audit Committee and approved by the Board of Directors at their Meetings held on 07-02-2025. The Statutory Auditors have carried out Limited Review of the above results and expressed an unmodified audit opinion.
- Net Profit / (Loss) for the period before tax includes exceptional items, which represent the following items:

(₹ in Lakhs)

Particulars	Quarter ended			Nine Months ended		Year ended
	31-12-2024	30-09-2024	31-12-2023	31-12-2024	31-12-2023	31-03-2024
	(Un-Audited)	(Un-Audited)	(Un-Audited)	(Un-Audited)	(Un-Audited)	(Audited)
Profit on Sale of Investment in the Equity Shares of Associates	-	-	-	-	2,357	2,357
Profit on Sale of Property, Plant & Equipment	25	(39)	344	(0)	348	381
Total	25	(39)	344	(0)	2,705	2,738

- Key standalone financial information:

(₹ in Lakhs)

Particulars	Quarter ended			Nine Months ended		Year ended
	31-12-2024	30-09-2024	31-12-2023	31-12-2024	31-12-2023	31-03-2024
	(Un-Audited)	(Un-Audited)	(Un-Audited)	(Un-Audited)	(Un-Audited)	(Audited)
Total Income	23,416	24,168	20,565	69,777	64,936	87,580
Net Profit / (Loss) before exceptional items and tax	(2,592)	(222)	(1,799)	(4,882)	(1,940)	(3,418)
Net Profit / (Loss) before tax	(2,567)	(261)	(1,455)	(4,882)	3,789	2,344
Net Profit / (Loss) after tax	(1,921)	(196)	(1,073)	(3,654)	4,119	2,830

- The Previous period figures have been re-grouped / re-stated wherever necessary.
- The aforementioned Financial Results alongwith the Limited Review Report of the Statutory Auditors thereon are available on the Company's website at <https://www.rajapalayammills.co.in/wp-content/uploads/2024/11/FY-2024-25-Q3.pdf> and can also be accessed by scanning a Quick Response Code given below:



For RAJAPALAYAM MILLS LIMITED,

*(Signature)*

**P.R. VENKETRAMA RAJA,**  
 CHAIRMAN  
 (DIN: 00331406)

