

CIN : L17111TN1936PLC002298
PAN : AAACR8897F
GSTIN : 33AAACR8897F1Z1



Telephone : 91 4563 235666 (5 lines)
Fax : 91 4563 236520
E-mail : rajacot@ramcotex.com
rajacot@bsnl.in
Website : www.rajapalayammills.co.in

M/s. BSE Limited,
Floor 25, P.J. Towers,
Dalal Street,
Mumbai – 400 001.

Scrip Code: 532503

Date : 12-11-2024

Dear Sir/Madam,

Sub: Outcome of Board Meeting dt 12-11-2024 – Disclosure under Reg. 30 of SEBI (LODR) Regulations, 2015.

Pursuant to Regulation 30 read with Schedule III of SEBI (Listing Obligations and Disclosure Requirements) Regulations, 2015, we wish to inform you that, the Board of Directors of the Company at their meeting held today (12-11-2024) had taken the following decision(s):

1. The Board had approved the Un-audited Standalone and Consolidated Financial Results for the Quarter / Half year ended 30-09-2024 and the same is enclosed herewith as **Annexure – I**.

We also enclosed a copy of the Un-audited Consolidated Financial Results for the Quarter/Half year ended 30-09-2024, being published in newspapers in compliance of Regulation 47(1)(b) of LODR.

We also enclosed copies of the Limited Review Report(s) given by the Auditors' on the Un-audited Standalone and Consolidated Financial Results for the Quarter/Half year ended 30-09-2024, in compliance of Regulation 33(2)(c) of LODR.

2. The Board has accorded its approval to sell the Shares of the Associate Company i.e. M/s. The Ramco Cements Limited (TRCL), upto the aggregate value not exceeding Rs.120 Crores in single or multiple tranches, at the prevailing market price.
3. The Board has accorded its approval to make additional investment in the Associate Company i.e. M/s. Ramco Industries Limited (RIL), by way of purchase of shares of the RIL, upto the aggregate value not exceeding Rs. 12 Crores in single or multiple tranches, at the prevailing market price.

RAJAPALAYAM MILLS LIMITED

Regd. Office : Rajapalayam Mills Premises, P.A.C.Ramasamy Raja Salai,
Post Box No. 1, Rajapalaiyam, Tamil Nadu, Pin : 626 117.

CIN : L17111TN1936PLC002298
PAN : AAACR8897F
GSTIN : 33AAACR8897F1Z1



Telephone : 91 4563 235666 (5 lines)
Fax : 91 4563 236520
E-mail : rajacot@ramcotex.com
rajacot@bsnl.in
Website : www.rajapalayammills.co.in

4. Based on the approval and recommendation of the Audit Committee and subject to the approval of shareholders of the Company by way of postal ballot process, the Board has accorded its consent to enter into material related party transaction with M/s. Ramco Industries Limited, M/s. Sandhya Spinning Mill Limited, M/s. Sri Vishnu Shankar Mill Limited and M/s. The Ramaraju Surgical Cotton Mills Limited, upto the value of Rs.150 Crores each for the Financial year 2024-25.

Details required under Regulation 30 of SEBI (Listing Obligations and Disclosure Requirements) Regulations, 2015 read with SEBI Circular No. SEBI/HO/CFD/CFD- PoD-1/P/CIR/2023/123 dated 13th July, 2023 are given in **Annexure – II & III** enclosed herewith.

Time of commencement of the Board Meeting - 11:00 A.M
Time of completion of the Board Meeting - 12.30 P.M

Thanking you,

For RAJAPALAYAM MILLS LIMITED

**K. MAHESWARAN
SECRETARY**


Encl: As above



RAJAPALAYAM MILLS LIMITED
 Regd. Off : Rajapalayam Mills Premises,
 P.A.C. Ramasamy Raja Salai,
 Rajapalayam - 626 117, Tamil Nadu.
 CIN: L17111TN1936PLC002298
 Telephone No. 04563-235666, Fax No. 04563-236520
 E-Mail: rajacot@ramcotex.com, Website: www.rajapalayammills.co.in

STANDALONE UN-AUDITED STATEMENT OF PROFIT AND LOSS FOR THE QUARTER / HALF YEAR ENDED 30TH SEPTEMBER, 2024
 (₹ in Lakhs)


Sl. No.	Particulars	Quarter ended			Half Year ended		Year ended
		30-09-2024	30-06-2024	30-09-2023	30-09-2024	30-09-2023	31-03-2024
		(Un-Audited)	(Un-Audited)	(Un-Audited)	(Un-Audited)	(Un-Audited)	(Audited)
1	Income						
	a. Revenue from Operations	22,919	21,796	23,183	44,715	43,259	85,856
	b. Other Income	1,249	397	922	1,646	1,112	1,724
	Total Income	24,168	22,193	24,105	46,361	44,371	87,580
2	Expenses						
	a. Cost of Materials Consumed	13,006	13,010	10,887	26,016	21,563	45,404
	b. Purchases of Stock-in-Trade	861	639	1,536	1,500	2,483	4,652
	c. Change in Inventories of Finished Goods, Work in progress and Stock-in-Trade	(446)	(796)	1,830	(1,242)	2,540	1,006
	d. Employee Benefits Expenses	3,148	3,096	2,630	6,244	5,241	10,457
	e. Finance Costs	2,255	2,197	1,693	4,452	3,250	7,403
	f. Depreciation and Amortisation Expenses	1,898	1,864	1,563	3,762	2,970	6,733
	g. Power & Fuel	664	1,399	443	2,063	1,739	5,317
	h. Other Expenditure	3,004	2,852	2,087	5,856	4,726	10,026
	Total Expenses	24,390	24,261	22,669	48,651	44,512	90,998
3	Profit / (Loss) from ordinary activities before tax and exceptional items(1-2)	(222)	(2,068)	1,436	(2,290)	(141)	(3,418)
4	Exceptional Items (Refer Note No.3)	(39)	14	2	(25)	5,385	5,762
5	Profit / (Loss) Before Tax (3 + 4)	(261)	(2,054)	1,438	(2,315)	5,244	2,344
6	Tax Expenses						
	-Current Tax Expenses / (Savings)	-	-	-	-	87	-
	-Excess Income Tax Provision related to earlier years withdrawn	-	-	-	-	-	(0)
	-Deferred Tax Expenses / (Savings)	(65)	(517)	369	(582)	(35)	(486)
	Total Tax Expenses / (Savings)	(65)	(517)	369	(582)	52	(486)
7	Net Profit / (Loss) for the period (5-6)	(196)	(1,537)	1,069	(1,733)	5,192	2,830
8	Other Comprehensive Income/(Loss), net of tax	(16)	2	348	(14)	349	79
9	Total Comprehensive Income / (Loss) after tax for the period (7+8)	(212)	(1,535)	1,417	(1,747)	5,541	2,909
10	Paid-up Equity Share Capital (Face Value of a Share ₹ 10/- each)	922	922	922	922	922	922
11	Other Equity				45,560	49,993	47,362
12	Net Worth				46,482	50,915	48,284
13	Basic & Diluted Earnings per share of ₹ 10/- each (in ₹) (Not Annualized)	(2)	(17)	12	(19)	56	31



SEGMENT WISE REVENUE, RESULTS AND CAPITAL EMPLOYED

(₹ in Lakhs)


Particulars	Quarter ended			Half Year ended		Year ended
	30-09-2024	30-06-2024	30-09-2023	30-09-2024	30-09-2023	31-03-2024
	(Un-Audited)	(Un-Audited)	(Un-Audited)	(Un-Audited)	(Un-Audited)	(Audited)
1. Segment Revenue						
(Net Sales / Operating Income)						
a) Textiles	22,919	21,796	23,183	44,715	43,259	85,856
b) Wind Mills	2,222	1,005	2,114	3,227	3,239	4,377
	25,141	22,801	25,297	47,942	46,498	90,233
Less: Inter Segment Revenue	2,222	1,005	2,114	3,227	3,239	4,377
Total Income From Operations (Net)	22,919	21,796	23,183	44,715	43,259	85,856
2. Segment Results						
Profit/(Loss) Before Finance Cost & Tax						
a) Textiles	(364)	(415)	950	(779)	267	727
b) Wind Mills	1,496	511	1,402	2,007	2,003	2,278
c) Unallocated Items	901	33	777	934	839	980
d) Exceptional Items (Note No.3)	(39)	14	2	(25)	5,385	5,762
	1,994	143	3,131	2,137	8,494	9,747
Less:						
Finance Cost - Unallocable Expenditure	2,255	2,197	1,693	4,452	3,250	7,403
Profit / (Loss) Before Tax	(261)	(2,054)	1,438	(2,315)	5,244	2,344
3. Capital Employed						
(Segment Assets (-) Segment Liabilities)						
a) Textiles	1,50,730	1,51,240	1,51,654	1,50,730	1,51,654	1,52,998
b) Wind Mills	4,087	4,296	4,506	4,087	4,506	4,296
c) Unallocated Items	(1,08,335)	(1,08,787)	(1,05,245)	(1,08,335)	(1,05,245)	(1,09,010)
Total	46,482	46,749	50,915	46,482	50,915	48,284



Page 3
STANDALONE UN-AUDITED BALANCE SHEET

(₹ in Lakhs)

Particulars	AS AT	AS AT	AS AT
	30-09-2024 (Un-Audited)	30-09-2023 (Un-Audited)	31-03-2024 (Audited)
I ASSETS			
(1) NON-CURRENT ASSETS			
(a) Property, Plant and Equipment	95,320	96,266	98,313
(b) Capital Work-in-Progress	1,541	2,075	1,491
(c) Investment Property	7	7	7
(d) Intangible Assets	386	499	435
(e) Financial Assets			
Investment in Associates	8,460	6,952	8,460
Other Investment	1,233	3,407	3,262
Loans	950	950	950
Other Financial Assets	1,348	1,526	1,449
(f) Other Non-Current Assets	593	2,242	946
NON CURRENT ASSETS (A)	1,09,838	1,13,924	1,15,313
(2) CURRENT ASSETS			
(a) Inventories	33,315	31,885	32,392
(b) Financial Assets			
Trade Receivables	19,167	17,251	16,769
Cash and Cash Equivalents	96	152	84
Bank Balance other than Cash and Cash Equivalents	638	500	529
Other Financial Assets	917	886	1,232
(c) Current Tax Assets	128	20	165
(d) Other Current Assets	2,251	4,405	3,272
CURRENT ASSETS (B)	56,512	55,099	54,443
ASSETS (A+B)	1,66,350	1,69,023	1,69,756
II EQUITY AND LIABILITIES			
(1) EQUITY			
(a) Equity Share Capital	922	922	922
(b) Other Equity	45,560	49,993	47,362
EQUITY (C)	46,482	50,915	48,284
(2) LIABILITIES			
(A) NON CURRENT LIABILITIES			
(a) Financial Liabilities			
(i) Borrowings	52,412	47,730	49,616
(ii) Lease Liabilities	488	494	490
(b) Deferred Tax Liabilities (Net)	3,900	4,955	4,508
(c) Other Non-Current Liabilities	57	-	58
NON CURRENT LIABILITIES (D)	56,857	53,179	54,672
(B) CURRENT LIABILITIES			
(a) Financial Liabilities			
Borrowings (*)	53,661	56,423	58,550
Lease Liabilities	6	4	6
Trade Payables			
(i) Total outstanding dues of micro enterprises and small enterprises	127	129	205
(ii) Total outstanding dues of creditors other than micro enterprises and small enterprises	3,018	2,619	2,161
Other Financial Liabilities	2,925	2,839	3,030
(b) Provisions	3,274	2,915	2,848
CURRENT LIABILITIES (E)	63,011	64,929	66,800
EQUITY AND LIABILITIES (C+D+E)	1,66,350	1,69,023	1,69,756
(*) Include Current maturities of Long Term Borrowings	10,647	8,644	9,956



STANDALONE UN-AUDITED STATEMENT OF CASH FLOWS

Particulars	(₹ in Lakhs)		
	30-09-2024 (Un-Audited)	30-09-2023 (Un-Audited)	31-03-2024 (Audited)
A . Cash flow from Operating Activities			
Profit / (Loss) before Tax and exceptional items	(2,290)	(141)	(3,418)
Adjustments to reconcile profit / (loss) before tax to net cash flows:			
Depreciation & Amortisation	3,762	2,970	6,733
Finance Costs	4,452	3,250	7,403
Interest Income	(266)	(259)	(564)
Dividend Income	(867)	(724)	(724)
Rent Receipts from Investment Properties	(3)	0	(4)
Fair Value movement and Financial Guarantee obligation	128	(218)	261
Operating Profit before Working capital Changes	4,916	4,878	9,687
Movements in Working Capital			
Trade Receivables	(2,398)	(1,331)	(850)
Loans and Advances	(319)	(432)	(380)
Unutilised Tax Credit - Indirect Tax	1,746	797	1,357
Inventories	(923)	4,468	3,961
Trade Payables & Current Liabilities	1,342	1,918	1,155
Cash generated from Operations	4,364	10,298	14,930
Direct Taxes (Paid) / Refund received (Net)	(128)	(76)	(84)
Net Cash (used) / generated from Operating Activities (A)	4,236	10,222	14,846
B. Cash Flow from Investing Activities :			
Purchase of Fixed Assets (Including Capital work-in-progress, Capital Advance and payable for Capital goods)	(826)	(6,029)	(9,817)
Government Grants received - related to acquisition of fixed assets	-	350	350
Inter-Corporate Loans (given) / received	-	1,420	1,420
Proceeds from Sale of Equity Shares of Associates	-	5,471	5,471
Proceeds from Sale of Investments	1,991	-	-
Acquisition of Preference Shares - Related Party	-	(1,555)	(1,540)
Acquisition of Equity Shares including Share Application money - Related Party	-	-	(1,512)
Acquisition of Equity Shares for Captive Power consumption	-	(841)	(841)
Proceeds from Sale of Assets	142	38	510
Interest Received	266	302	604
Dividend Received	867	724	724
Rent Receipts from Investment Properties	3	0	4
Net Cash used in Investing Activities (B)	2,443	(120)	(4,627)
C. Cash Flow from Financing Activities :			
Proceeds from Long Term Borrowings	8,417	4,520	11,444
Proceeds from / (Repayment) of Loans - Related Parties	14	39	55
Repayment of Long Term Borrowings	(4,936)	(3,645)	(7,372)
Availment / (Repayment) of Short Term Borrowings (Net)	(5,678)	(7,613)	(6,910)
Payment of Principal portion of Lease Liabilities	(2)	(2)	(4)
Payment of Dividend including TDS on Dividend	(55)	(92)	(92)
Interest Paid	(4,318)	(3,280)	(7,350)
Net cash (used) / generated from Financing Activities (C)	(6,558)	(10,073)	(10,229)
Net Increase/ (Decrease) in Cash and Cash Equivalent	D = (A+B+C)	121	29
Opening balance of Cash and Cash Equivalents	E	613	623
Closing balance of Cash and Cash Equivalents (D+E)	734	652	613


Notes:

(i) The cash flows from operating activities under the above Statement of Cash Flow has been prepared under 'Indirect Method' as set out in the Ind AS 7 on Statement of Cash Flow.

(ii) Bank Borrowings including Cash Credits are considered as Financing Activities.

(iii) For the purpose of Statement of Cash Flow, Cash and Cash Equivalents comprise the following:

PARTICULARS	(₹ in Lakhs)		
	30-09-2024	30-09-2023	31-03-2024
Cash and Cash Equivalents	96	152	84
Bank Balances other than Cash and Cash Equivalents	638	500	529
Cash and Bank Balances for Statements of Cash Flows	734	652	613



Notes:

- 1) The financial results have been prepared in accordance with Indian Accounting Standards (Ind AS) prescribed under Section 133 of the Companies Act, 2013 read with relevant rules thereunder and in terms of regulation 33 of the SEBI (Listing Obligations and Disclosures Requirements) Regulations, 2015 (as amended). The said financial results were reviewed by the Audit Committee and approved by the Board of Directors at their Meetings held on 12-11-2024. The Statutory Auditors have carried out Limited Review of the above results and expressed an unmodified audit opinion.
- 2) The Central Government has published The Code on Social Security, 2020 and Industrial Relations Code, 2020 ("the codes") in the Gazette of India, interalia, subsuming various existing labour and industrial laws which deals with employees including post employment period. The effective date of the code and the rules are yet to be notified. The impact of the legislative changes if any will be assessed and recognised post notification of relevant provisions.
- 3) Exceptional items represent the following:


Particulars	Quarter ended			Half Year ended		Year ended
	30-09-2024	30-06-2024	30-09-2023	30-09-2024	30-09-2023	31-03-2024
	(Un-Audited)	(Un-Audited)	(Un-Audited)	(Un-Audited)	(Un-Audited)	(Audited)
Profit on Sale of Investment in the Equity Shares of Associates	-	-	-	-	5,381	5,381
Profit on Sale of Property, Plant & Equipment	(39)	14	2	(25)	4	381
Total	(39)	14	2	(25)	5,385	5,762

- 4) Other Comprehensive Income comprises of items that will not be reclassified to profit or loss as given below:

Particulars	Quarter ended			Half Year ended		Year ended
	30-09-2024	30-06-2024	30-09-2023	30-09-2024	30-09-2023	31-03-2024
	(Un-Audited)	(Un-Audited)	(Un-Audited)	(Un-Audited)	(Un-Audited)	(Audited)
Remeasurement Gain / (Losses) on defined benefit obligations (net of tax)	-	-	-	-	-	(134)
Gain / (Loss) on Equity Instruments through OCI (net of tax)	(16)	2	348	(14)	349	213
Total	(16)	2	348	(14)	349	79

- 5) The Previous period figures have been re-grouped / re-stated wherever necessary.

CHENNAI
12-11-2024



For RAJAPALAYAM MILLS LIMITED,

P.R. VENKETRAMA RAJA,
CHAIRMAN
(DIN: 00331406)




RAJAPALAYAM MILLS LIMITED
 Regd. Off : Rajapalayam Mills Premises,
 P.A.C. Ramasamy Raja Salai,
 Rajapalayam - 626 117, Tamil Nadu.
 CIN: L17111TN1936PLC002298
 Telephone No. 04563-235666, Fax No. 04563-236520
 E-Mail: rajacot@ramcotex.com, Website: www.rajapalayammills.co.in

CONSOLIDATED UN-AUDITED STATEMENT OF PROFIT AND LOSS FOR THE QUARTER / HALF YEAR ENDED 30TH SEPTEMBER, 2024

(₹ in Lakhs)


Sl. No.	Particulars	Quarter ended			Half Year ended		Year ended
		30-09-2024	30-06-2024	30-09-2023	30-09-2024	30-09-2023	31-03-2024
		(Un-Audited)	(Un-Audited)	(Un-Audited)	(Un-Audited)	(Un-Audited)	(Audited)
1	Income						
	a. Revenue from Operations	22,919	21,796	23,183	44,715	43,259	85,856
	b. Other Income	381	398	198	779	388	1,000
	Total Income	23,300	22,194	23,381	45,494	43,647	86,856
2	Expenses						
	a. Cost of Materials Consumed	13,006	13,010	10,887	26,016	21,563	45,404
	b. Purchases of Stock-in-Trade	861	639	1,536	1,500	2,483	4,652
	c. Change in Inventories of Finished Goods, Work in progress and Stock-in-Trade.	(446)	(796)	1,830	(1,242)	2,540	1,006
	d. Employee Benefits Expenses	3,148	3,096	2,630	6,244	5,241	10,457
	e. Finance Costs	2,255	2,197	1,693	4,452	3,250	7,403
	f. Depreciation and Amortisation Expenses	1,898	1,864	1,563	3,762	2,970	6,733
	g. Power & Fuel	664	1,399	443	2,063	1,739	5,317
	h. Other Expenditure	3,003	2,853	2,087	5,856	4,726	10,026
	Total Expenses	24,389	24,262	22,669	48,651	44,512	90,998
3	Profit / (Loss) from ordinary activities before exceptional items and tax (1-2)	(1,089)	(2,068)	712	(3,157)	(865)	(4,142)
4	Exceptional items (Refer Note No.5)	(39)	14	2	(25)	2,361	2,738
5	Profit / (Loss) Before Tax (3 + 4)	(1,128)	(2,054)	714	(3,182)	1,496	(1,404)
6	Tax Expenses						
	- Current Tax Expenses / (Savings)	-	-	-	-	87	-
	- Excess Income Tax Provision related to earlier years withdrawn	-	-	-	-	-	(0)
	- Deferred Tax Expenses / (Savings)	(65)	(517)	369	(582)	(35)	(486)
	Total Tax Expenses / (Savings)	(65)	(517)	369	(582)	52	(486)
7	Net Profit / (Loss) for the period before share of profit of Associates (5-6)	(1,063)	(1,537)	345	(2,600)	1,444	(918)
8	Share of Net Profit of Associates, net of tax	493	846	632	1,339	1,910	5,354
9	Profit for the period (7+8)	(570)	(691)	977	(1,261)	3,354	4,436
10	Other Comprehensive Income, net of tax	(16)	2	348	(14)	349	79
11	Share of OCI of Associates, net of tax	(82)	2	1,668	(80)	1710	1,568
12	Total Comprehensive Income after tax for the period (9+10+11)	(668)	(687)	2,993	(1,355)	5,413	6,083
13	Paid-up Equity Share Capital (Face Value of a Share ₹ 10/- each)	920	920	920	920	920	920
14	Other Equity				2,27,832	2,28,572	2,29,242
15	Net Worth				2,28,752	2,29,492	2,30,162
16	Basic & Diluted Earnings per share of ₹ 10/- each (in ₹) (Not Annualized)	(6)	(8)	11	(14)	36	48



SEGMENT WISE REVENUE, RESULTS AND CAPITAL EMPLOYED

(₹ in Lakhs)


Particulars	Quarter ended			Half Year ended		Year ended
	30-09-2024	30-06-2024	30-09-2023	30-09-2024	30-09-2023	31-03-2024
	(Un-Audited)	(Un-Audited)	(Un-Audited)	(Un-Audited)	(Un-Audited)	(Audited)
1. Segment Revenue						
(Net Sales / Operating Income)						
a) Textiles	22,919	21,796	23,183	44,715	43,259	85,856
b) Wind Mills	2,222	1,005	2,114	3,227	3,239	4,377
	25,141	22,801	25,297	47,942	46,498	90,233
Less: Inter Segment Revenue	2,222	1,005	2,114	3,227	3,239	4,377
Total Income From Operations (Net)	22,919	21,796	23,183	44,715	43,259	85,856
2. Segment Results						
Profit/(Loss) Before Finance Cost & Tax						
a) Textiles	(362)	(415)	950	(777)	267	728
b) Wind Mills	1,496	511	1,402	2,007	2,003	2,278
c) Unallocated Items	32	33	53	65	115	255
d) Exceptional Items (Note No.5)	(39)	14	2	(25)	2361	2,738
	1,127	143	2,407	1,270	4,746	5,999
Less:						
Finance Cost - Unallocable Expenditure	2,255	2,197	1,693	4,452	3,250	7,403
Profit / (Loss) Before Tax	(1,128)	(2,054)	714	(3,182)	1,496	(1,404)
3. Capital Employed						
(Segment Assets (-) Segment Liabilities)						
a) Textiles	1,50,730	1,51,239	1,51,655	1,50,730	1,51,655	1,52,998
b) Wind Mills	4,087	4,296	4,506	4,087	4,506	4,296
c) Unallocated Items	73,935	73,940	73,331	73,935	73,331	72,868
Total	2,28,752	2,29,475	2,29,492	2,28,752	2,29,492	2,30,162



CONSOLIDATED UN-AUDITED STATEMENT OF BALANCE SHEET

(₹ In Lakhs)

Particulars	AS AT	AS AT	AS AT
	30-09-2024 (Un-Audited)	30-09-2023 (Un-Audited)	31-03-2024 (Audited)
I ASSETS			
(1) NON-CURRENT ASSETS			
(a) Property, Plant and Equipment	95,320	96,266	98,313
(b) Capital Work-in-Progress	1,541	2,075	1,491
(c) Investment Property	7	7	7
(d) Intangible Assets	386	499	435
(e) Investment in Associates	1,90,732	1,85,529	1,90,339
(f) Financial Assets			
Other Investment	1,233	3,407	3,262
Loans	950	950	950
Other Financial Assets	1,348	1,526	1,449
(g) Other Non-Current Assets	593	2,242	946
NON CURRENT ASSETS (A)	2,92,110	2,92,501	2,97,192
(2) CURRENT ASSETS			
(a) Inventories	33,315	31,885	32,392
(b) Financial Assets			
Trade Receivables	19,167	17,251	16,769
Cash and Cash Equivalents	96	152	84
Bank Balance other than Cash and Cash Equivalents	638	500	529
Other Financial Assets	917	886	1,232
(c) Current Tax Assets	128	20	165
(d) Other Current Assets	2,251	4,405	3,272
CURRENT ASSETS (B)	56,512	55,099	54,443
ASSETS (A+B)	3,48,622	3,47,600	3,51,635
II EQUITY AND LIABILITIES			
(1) EQUITY			
(a) Equity Share Capital	920	920	920
(b) Other Equity	2,27,832	2,28,572	2,29,242
EQUITY (C)	2,28,752	2,29,492	2,30,162
(2) LIABILITIES			
(A) NON CURRENT LIABILITIES			
(a) Financial Liabilities			
(i) Borrowings	52,412	47,730	49,616
(ii) Lease Liabilities	488	494	490
(b) Deferred Tax Liabilities (Net)	3,900	4,955	4,508
(c) Other Non-Current Liabilities	57		58
NON CURRENT LIABILITIES (D)	56,857	53,179	54,672
(B) CURRENT LIABILITIES			
(a) Financial Liabilities			
Borrowings (*)	53,661	56,423	58,550
Lease Liabilities	6	4	6
Trade Payables			
(i) Total outstanding dues of micro enterprises and small enterprises	127	129	205
(ii) Total outstanding dues of creditors other than micro enterprises and small enterprises	3,020	2,619	2,162
Other Financial Liabilities	2,925	2,839	3,030
(b) Provisions	3,274	2,915	2,848
CURRENT LIABILITIES (E)	63,013	64,929	66,801
EQUITY AND LIABILITIES (C+D+E)	3,48,622	3,47,600	3,51,635
(*) Include Current maturities of Long Term Borrowings	10,647	8,644	9,956



CONSOLIDATED UN-AUDITED STATEMENT OF CASHFLOWS

Particulars	₹ in Lakhs		
	30-09-2024 (Un-Audited)	30-09-2023 (Un-Audited)	31-03-2024 (Audited)
A . Cash flow from Operating Activities			
Profit / (Loss) before Tax and exceptional items	(3,157)	(865)	(4,142)
Adjustments to reconcile profit / (loss) before tax to net cash flows:			
Depreciation & Amortisation	3,762	2,970	6,733
Finance Costs	4,452	3,250	7,403
Interest Income	(266)	(259)	(564)
Rent Receipts from Investment Properties	(3)	-	(4)
Fair Value movement and Financial Guarantee obligation	128	(218)	261
Operating Profit before Working capital Changes	4,916	4,878	9,687
Movements in Working Capital			
Trade Receivables	(2,398)	(1,331)	(850)
Loans and Advances	(319)	(432)	(380)
Unutilised Tax Credit - Indirect Tax	1,746	797	1,357
Inventories	(923)	4,468	3,961
Trade Payables & Current Liabilities	1,342	1,918	1,155
Cash generated from Operations	4,364	10,298	14,930
Direct Taxes (Paid) / Refund received (Net)	(128)	(76)	(84)
Net Cash (used) / generated from Operating Activities (A)	4,236	10,222	14,846
B. Cash Flow from Investing Activities :			
Purchase of Fixed Assets (Including Capital work-in-progress, Capital Advance and payable for Capital goods)	(826)	(6,029)	(9,817)
Government Grants received - related to acquisition of fixed assets	-	350	350
Inter-Corporate Loans (given) / received	-	1,420	1,420
Proceeds from Sale of Equity Shares of Associates	-	5,471	5,471
Proceeds from Sale of Investments	1,991	-	-
Acquisition of Preference Shares - Related Party	-	(1,555)	(1,540)
Acquisition of Equity Shares including Share Application money - Related Party	-	-	(1,512)
Acquisition of Equity Shares for Captive Power consumption	-	(841)	(841)
Proceeds from Sale of Assets	142	38	510
Interest Received	266	302	604
Dividend Received	867	724	724
Rent Receipts from Investment Properties	3	0	4
Net Cash used in Investing Activities (B)	2,443	(120)	(4,627)
C. Cash Flow from Financing Activities :			
Proceeds from Long Term Borrowings	8,417	4,520	11,444
Proceeds from / (Repayment) of Loans - Related Parties	14	39	55
Repayment of Long Term Borrowings	(4,936)	(3,645)	(7,372)
Availment of Short Term Borrowings (Net)	(5,678)	(7,613)	(6,910)
Payment of Principal portion of Lease Liabilities	(2)	(2)	(4)
Payment of Dividend including TDS on Dividend	(55)	(92)	(92)
Interest Paid	(4,318)	(3,280)	(7,350)
Net cash (used) / generated from Financing Activities (C)	(6,558)	(10,073)	(10,229)
Net Increase/ (Decrease) In Cash and Cash Equivalent	D = (A+B+C)	121	29
Opening balance of Cash and Cash Equivalents	E	613	623
Closing balance of Cash and Cash Equivalents	(D+E)	734	652


Notes:

(i) The cash flows from operating activities under the above Statement of Cash Flow has been prepared under 'Indirect Method' as set out in the Ind AS 7 on Statement of Cash Flow.

(ii) Bank Borrowings including Cash Credits are considered as Financing Activities.

(iii) For the purpose of Statement of Cash Flow, Cash and Cash Equivalents comprise the following:

Particulars	₹ In Lakhs		
	30-09-2024	30-09-2023	31-03-2024
Cash and Cash Equivalents	96	152	84
Bank Balances other than Cash and Cash Equivalents	638	500	529
Cash and Bank Balances for Statements of Cash Flows	734	652	613



Notes:

- 1) The financial results have been prepared in accordance with Indian Accounting Standards (Ind AS) prescribed under Section 133 of the Companies Act, 2013 read with relevant rules thereunder and in terms of regulation 33 of the SEBI (Listing Obligations and Disclosures Requirements) Regulations, 2015 (as amended). The said financial results were reviewed by the Audit Committee and approved by the Board of Directors at their Meetings held on 12-11-2024. The Statutory Auditors have carried out Limited Review of the above results and expressed an unmodified audit opinion.
- 2) The Consolidated financial results have been prepared in accordance with Ind AS 110 read with Ind AS 28. The consolidated results include the standalone results of parent Company (Rajapalayam Mills Limited) and its Associates viz., The Ramco Cement Limited, Ramco Industries Limited and Ramco Systems Limited.
- 3) The Central Government has published The Code on Social Security, 2020 and Industrial Relations Code, 2020 ("the codes") in the Gazette of India, inter alia, subsuming various existing labour and industrial laws which deals with employees including post employment period. The effective date of the code and the rules are yet to be notified. The impact of the legislative changes if any will be assessed and recognised post notification of relevant provisions.

4) Key standalone financial information:

(₹ in Lakhs)

Particulars	Quarter ended			Half Year ended		Year ended
	30-09-2024	30-06-2024	30-09-2023	30-09-2024	30-09-2023	31-03-2024
	(Un-Audited)	(Un-Audited)	(Un-Audited)	(Un-Audited)	(Un-Audited)	(Audited)
Total Income	24,168	22,193	24,105	46,361	44,371	87,580
Net Profit / (Loss) before exceptional items and tax	(222)	(2,068)	1,436	(2,290)	(141)	(3,418)
Net Profit / (Loss) before tax	(261)	(2,054)	1,438	(2,315)	5,244	2,344
Net Profit / (Loss) after tax	(196)	(1,537)	1,069	(1,733)	5,192	2,830

The standalone financial results of the Company are available on the Bombay Stock Exchange website www.bseindia.com and the Company's website www.rajapalayammills.co.in

5) Exceptional Items represent the following:

(₹ in Lakhs)

Particulars	Quarter ended			Half Year ended		Year ended
	30-09-2024	30-06-2024	30-09-2023	30-09-2024	30-09-2023	31-03-2024
	(Un-Audited)	(Un-Audited)	(Un-Audited)	(Un-Audited)	(Un-Audited)	(Audited)
Profit on Sale of Investment in the Equity Shares of Associates	-	-	-	-	2,357	2,357
Profit on Sale of Property, Plant & Equipment	(39)	14	2	(25)	4	381
Total	(39)	14	2	(25)	2,361	2,738

6) Other Comprehensive Income comprises of items that will not be reclassified to profit or loss as given below:

(₹ in Lakhs)

Particulars	Quarter ended			Half Year ended		Year ended
	30-09-2024	30-06-2024	30-09-2023	30-09-2024	30-09-2023	31-03-2024
	(Un-Audited)	(Un-Audited)	(Un-Audited)	(Un-Audited)	(Un-Audited)	(Audited)
Remeasurement Gain / (Losses) on defined benefit obligations (net of tax)	-	-	-	-	-	(134)
Gain / (Loss) on Equity Instruments through OCI (net of tax)	(16)	2	348	(14)	349	213
Total	(16)	2	348	(14)	349	79


7) The Previous period figures have been re-grouped / re-stated wherever necessary.

For RAJAPALAYAM MILLS LIMITED,



P.R. VENKETRAMA RAJA,
CHAIRMAN
(DIN: 00331406)

CHENNAI
12-11-2024





RAJAPALAYAM MILLS LIMITED
 Regd. Off : Rajapalayam Mills Premises,
 P.A.C. Ramasamy Raja Salai,
 Post Box No.1, Rajapalayam - 626 117, Tamil Nadu
 CIN No.: L17111TN1936PLC002298
 Telephone No. 04563-235666, Fax No. 04563-236520
 E-Mail: rajacot@ramcotex.com, Website: www.rajapalayammills.co.in

EXTRACT OF CONSOLIDATED UN-AUDITED STATEMENT OF PROFIT AND LOSS FOR THE QUARTER / HALF YEAR ENDED 30TH SEPTEMBER, 2024

Sl. No.	Particulars	Quarter ended			Half Year ended		Year ended
		30-09-2024	30-06-2024	30-09-2023	30-09-2024	30-09-2023	31-03-2024
		(Un-Audited)	(Un-Audited)	(Un-Audited)	(Un-Audited)	(Un-Audited)	(Audited)
1	Total Income	23,300	22,194	23,381	45,494	43,647	86,856
2	Net Profit / (Loss) for the period before tax (Note No.3)	(1,128)	(2,054)	714	(3,182)	1,496	(1,404)
3	Net Profit / (Loss) for the period after tax (*)	(570)	(691)	977	(1,261)	3,354	4,436
4	Total Comprehensive Income / (Loss) for the period after tax (comprising Net Profit for the period after tax and Other Comprehensive Income after tax)	(668)	(687)	2,993	(1,355)	5,413	6,083
5	Paid-up Equity Share Capital	920	920	920	920	920	920
6	Other Equity				2,27,832	2,28,572	2,29,242
7	Earning Per Share of ₹ 10/- each, (Not Annualised) (in ₹)						
	Basic	(6)	(8)	11	(14)	36	48
	Diluted	(6)	(8)	11	(14)	36	48
	(*) Includes Share of Net Profit of Associates, Net of Tax	493	846	632	1,339	1,910	5,354

Notes:

- The above is an extract of the detailed format of quarter ended un-audited statement of profit and loss that has been filed with the Stock Exchange under Regulation 33 of the SEBI (Listing and Other Disclosure Requirements) Regulations, 2015. The full format of quarter / half year ended un-audited statement of profit and loss (Standalone and Consolidated) are available on the Company's website at www.rajapalayammills.co.in and on the website of the Bombay Stock Exchange www.bseindia.com.
- The financial results have been prepared in accordance with Indian Accounting Standards (Ind AS) prescribed under Section 133 of the Companies Act, 2013 read with relevant rules thereunder and in terms of regulation 33 of the SEBI (Listing Obligations and Disclosures Requirements) Regulations, 2015 (as amended). The said financial results were reviewed by the Audit Committee and approved by the Board of Directors at their Meetings held on 12-11-2024. The Statutory Auditors have carried out Limited Review of the above results and expressed an unmodified audit opinion.
- Net Profit / (Loss) for the period before tax includes exceptional items, which represent the following items:

Particulars	Quarter ended			Half Year ended		Year ended
	30-09-2024	30-06-2024	30-09-2023	30-09-2024	30-09-2023	31-03-2024
	(Un-Audited)	(Un-Audited)	(Un-Audited)	(Un-Audited)	(Un-Audited)	(Audited)
Profit on Sale of Investment in the Equity Shares of Associates	-	-	-	-	2,357	2,357
Profit on Sale of Property, Plant & Equipment	(39)	14	2	(25)	4	381
Total	(39)	14	2	(25)	2,361	2,738

4) Key standalone financial information:

Particulars	Quarter ended			Half Year ended		Year ended
	30-09-2024	30-06-2024	30-09-2023	30-09-2024	30-09-2023	31-03-2024
	(Un-Audited)	(Un-Audited)	(Un-Audited)	(Un-Audited)	(Un-Audited)	(Audited)
Total Income	24,168	22,193	24,105	46,361	44,371	87,580
Net Profit / (Loss) before exceptional items and tax	(222)	(2,068)	1,436	(2,290)	(141)	(3,418)
Net Profit / (Loss) before tax	(261)	(2,054)	1,438	(2,315)	5,244	2,344
Net Profit / (Loss) after tax	(196)	(1,537)	1,069	(1,733)	5,192	2,830


- The Previous period figures have been re-grouped / re-stated wherever necessary.

For RAJAPALAYAM MILLS LIMITED,

P.R. Venketrama Raja

P.R. VENKETRAMA RAJA,
 CHAIRMAN
 (DIN: 00331406)



CHENNAI
 12-11-2024



Independent Auditor's Review Report on Standalone Quarterly and Year to Date Unaudited Financial Results of the Company Pursuant to Regulation 33 of the SEBI (Listing Obligations and Disclosure Requirements) Regulations, 2015 as amended

**Review Report to the Board of Directors
RAJAPALAYAM MILLS LIMITED**

1. We have reviewed the accompanying Statement of Unaudited Standalone financial results of **RAJAPALAYAM MILLS LIMITED** ("the Company") for the quarter ended September 30, 2024 and year to date from April 1, 2024 to September 30, 2024 ("the Statement"), being submitted by the Company pursuant to the requirement of Regulation 33 of the SEBI (Listing Obligations and Disclosure Requirements) Regulations, 2015, as amended, (the 'Listing Regulations'), read with Circular No. CIR/CFD/CMD1/44/2019 dated March 29, 2019 and Circular No. CIR/CFD/CMD1/80/2019 dated July 19, 2019.
2. This Statement, which is the responsibility of the Company's management and approved by the Company's Board of Directors, has been prepared in accordance with the recognition and measurement principles laid down in Indian Accounting Standard 34 "Interim Financial Reporting" (Ind AS 34), prescribed under Section 133 of the Companies Act, 2013 read with relevant rules issued there under and other accounting principles generally accepted in India. Our responsibility is to express a conclusion on the Statement based on our review.
3. We conducted our review in accordance with the Standard on Review Engagement (SRE) 2410, "Review of Interim Financial Information performed by the Independent Auditor of the Entity" issued by the Institute of Chartered Accountants of India.
4. This standard requires that we plan and perform the review to obtain moderate assurance as to whether the Statement is free of material misstatement. A review of interim financial information consists of making inquiries, primarily of persons responsible for financial and accounting matter and applying analytical and other review procedures. A review is substantially less in scope than an audit conducted in accordance with Standard on Auditing and consequently does not enable us to obtain assurance that we would become aware of all significant matter that might be identified in an audit. Accordingly, we do not express an audit opinion.




5. Based on our review conducted as above, nothing has come to our attention that causes us to believe that the accompanying Statement, prepared in accordance with the recognition and measurement principles laid down in the aforesaid Indian Accounting Standards ('Ind AS') specified under Section 133 of the Companies Act, 2013 as amended, read with relevant rules issued thereunder and other accounting principles generally accepted in India, has not disclosed the information required to be disclosed in terms of the Listing Regulations, including the manner in which it is to be disclosed, or that it contains any material misstatement.

For N.A. JAYARAMAN & Co.,
Chartered Accountants
Firm Regn. No 001310S

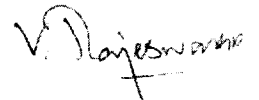


T.G. Harisha
Partner
Membership No. 246983
UDIN: 24246983BKEFZA8042


Place: Chennai
Date: Nov 12, 2024



For SRSV & Associates
Chartered Accountants
Firm Regn. No 015041S



V. Rajeswaran
Partner
Membership No. 020881
UDIN: 24020881BKDHTZ3238



Independent Auditor's Review Report on Consolidated Quarterly and Year to Date Unaudited Financial Results of the Company Pursuant to Regulation 33 of the SEBI (Listing Obligations and Disclosure Requirements) Regulations, 2015 as amended


Review Report to the Board of Directors

RAJAPALAYAM MILLS LIMITED

1. We have reviewed the accompanying Statement of Consolidated Unaudited financial results of **RAJAPALAYAM MILLS LIMITED** ("the Company") and its share of net profit after tax and total comprehensive income of its associates for the quarter ended September 30, 2024 and year to date from April 1, 2024 to September 30, 2024 ("the Statement"), being submitted by the Company pursuant to the requirement of Regulation 33 of the SEBI (Listing Obligations and Disclosure Requirements) Regulations, 2015, as amended (the 'Listing Regulations'), read with Circular No. CIR/CFD/CMD1/44/2019 dated March 29, 2019 and Circular No. CIR/CFD/CMD1/80/2019 dated July 19, 2019.
2. This Statement which is the responsibility of the Company's management and approved by the Company's Board of Directors, has been prepared in accordance with the recognition and measurement principles laid down in Indian Accounting Standard 34 "Interim Financial Reporting" (Ind AS 34), prescribed under Section 133 of the Companies Act, 2013 as amended read with relevant rules issued there under and other accounting principles generally accepted in India. Our responsibility is to express a conclusion on the Statement based on our review.
3. We conducted our review of the statement in accordance with the Standard on Review Engagements (SRE) 2410, "Review of Interim Financial Information Performed by the Independent Auditor of the Entity", issued by the Institute of Chartered Accountants of India (ICAI). This standard requires that we plan and perform the review to obtain moderate assurance as to whether the Statement is free of material misstatement. A review of interim financial information consists of making inquiries, primarily of persons responsible for financial and accounting matters and applying analytical and other review procedures. A review is substantially less in scope than an audit conducted in accordance with Standards on Auditing and consequently does not enable us to obtain assurance that we would become aware of all significant matters that might be identified in an audit. Accordingly, we do not express an audit opinion.

We also performed procedures in accordance with the circular issued by the SEBI under Regulation 33 (8) of the SEBI (Listing obligations and Disclosure Requirements) regulations, 2015 as amended, to the extent applicable.

4. The Statement includes the results of the following Associates:
 - a) The Ramco Cements Limited
 - b) Ramco Industries Limited
 - c) Ramco Systems Limited
5. Based on our review conducted and procedures performed as stated in paragraph 3 above and based on the consideration of the review reports of other auditors referred to in paragraph 6 below, nothing has come to our attention that causes us to believe that the accompanying statements, prepared in accordance with the recognition and measurement principles laid down in the aforesaid Indian Accounting Standard and other accounting principles generally accepted in India, has not disclosed the information required to be disclosed in terms of the Listing Regulations, including the manner in which it is to be disclosed, or that it contains any material misstatement.



6. The consolidated interim unaudited financial results include the Company's share of net profit after tax of Rs. 510.13 Lakhs and Rs. 1,396.58 Lakhs and total comprehensive income of Rs.446.80 Lakhs and Rs.1,335.78 Lakhs for the quarter ended September 30, 2024 and for the period from April 1, 2024 to September 30, 2024 respectively, as considered in the consolidated unaudited financial results in respect of two associates. The interim unaudited financial results have been reviewed by one of us as joint auditor and our conclusion on the Statement, in so far as it relates to the amounts and disclosures included in respect of the associate is based solely on the reports of such auditors and the procedures performed by us as stated in paragraph 3 above.

We did not review the interim unaudited financial results of one associate included in the consolidated unaudited financial results, whose interim financial statements reflect the Company's share of net loss after tax of Rs. 17.06 Lakhs and Rs. 57.68 Lakhs and total comprehensive loss of Rs.35.57 Lakhs and Rs.76.25 Lakhs for the quarter ended September 30, 2024 and for the period from April 1, 2024 to September 30, 2024 respectively. These interim financial statements / financial information / financial results have been reviewed by other auditors whose reports have been furnished to us by the Management and our conclusion on the Statement, in so far as it relates to the amounts and disclosures included in respect of this associate, is based solely on the reports of the other auditors and the procedures performed by us as stated in paragraph 3 above.

Our conclusion on the Statement is not modified in respect of the above matters.

For N.A. JAYARAMAN & Co.,
Chartered Accountants
Firm Regn. No 001310S




T.G. Harisha
Partner
Membership No.246983
UDIN: 24246983BKEFZB1892

For SRSV & Associates
Chartered Accountants
Firm Regn. No 015041S



V. Rajeswaran
Partner
Membership No. 020881
UDIN: 24020881BKDHUA1691

Place: Chennai
Date: Nov 12, 2024



RAJAPALAYAM MILLS LIMITED

Regd. Office : Rajapalayam Mills Premises, P.A.C.Ramasamy Raja Salai,
Post Box No. 1, Rajapalayam, Tamil Nadu, Pin : 626 117.

CIN : L17111TN1936PLC002298
PAN : AAACR8897F
GSTIN : 33AAACR8897F1Z1



Telephone : 91 4563 235666 (5 lines)
Fax : 91 4563 236520
E-mail : rajacot@ramcotex.com
rajacot@bsnl.in
Website : www.rajapalayammills.co.in

Details required under Regulation 30 of SEBI (Listing Obligations and Disclosure Requirements) Regulations, 2015 read with SEBI Circular No. SEBI/HO/CFD/CFD-PoD-1/P/CIR/2023/123 dated 13th July, 2023 is given below:

ANNEXURE - II

Sale of stake in the Associate Company of the listed entity:

S.no	Particulars	Remarks
1	The amount and percentage of the turnover or revenue or income and net worth contributed by such unit or division or undertaking or subsidiary or associate company of the listed entity during the last financial year;	Dividend Income from TRCL: Rs. 640.25 Lakhs which is 0.73% of the income of the Company during the last financial year.
2	Date on which the agreement for sale has been entered into;	Approval given by Board of Directors of the Company on 12-11-2024.
3	The expected date of completion of sale/disposal;	Within 9 months from the date of Board approval.
4	Consideration received from such sale/disposal;	Consideration will depend upon the market price of the Sale Shares on the date of the Proposed Transaction.
5	Brief details of buyers and whether any of the buyers belong to the promoter/ promoter group/group companies. If yes, details thereof;	Not Applicable
6	Whether the transaction would fall within related party transactions? If yes, whether the same is done at "arms length";	Not Applicable
7	Whether the sale, lease or disposal of the undertaking is outside Scheme of Arrangement? If yes, details of the same including compliance with regulation 37A of LODR Regulations.	Not Applicable
8	Additionally, in case of a slump sale, indicative disclosures provided for amalgamation/merger, shall be disclosed by the listed entity with respect to such slump sale.	Not Applicable

RAJAPALAYAM MILLS LIMITED

Regd. Office : Rajapalayam Mills Premises, P.A.C.Ramasamy Raja Salai,
Post Box No. 1, Rajapalayam, Tamil Nadu, Pin : 626 117.

CIN : L17111TN1936PLC002298
PAN : AAACR8897F
GSTIN : 33AAACR8897F1Z1



Telephone : 91 4563 235666 (5 lines)
Fax : 91 4563 236520
E-mail : rajacot@ramcotex.com
rajacot@bsnl.in
Website : www.rajapalayammills.co.in

ANNEXURE - III

Acquisition (including agreement to acquire):

S.no	Particulars	Remarks
1	Name of the target entity, details in brief such as size, turnover etc.;	Ramco Industries Limited (RIL) Turnover for the year ended 31 st March, 2024 - Rs.1,298.52/- Crores (on standalone basis)
2	Whether the acquisition would fall within related party transaction(s) and whether the promoter/ promoter group/ group companies have any interest in the entity being acquired? If yes, nature of interest and details thereof and whether the same is done at arm's length	No. Interest of Promoter group in Target Company: Shri. P.R. Venketrama Raja, Chairman and Promoter of the Company is also a Chairman and Promoter of M/s. Ramco Industries Limited and holds 10.71% of stake in RIL. Smt. P.V. Nirmala Raju, Managing Director and a person belongs to promoter group of the Company is also a person belongs to promoter group of RIL and holds 0.46% stake in RIL. Shri. P.V. Abinav Ramasubramaniam Raja, Director and Promoter of the Company is the Managing Director and Promoter of M/s. Ramco Industries Limited and holds 0.05% of stake in RIL. Acquisition price will be based on prevailing market price on the date of transaction and on arm's length.
3	Industry to which the entity being acquired belongs	M/s. Ramco Industries Limited (RIL) is one of the Ramco Group of Companies engaged in manufacturing of Fiber Cement (FC) sheets and Calcium Silicate Boards (CSBs) and Generation of Power through Windmills.
4	Objects and impact of acquisition (including but not limited to, disclosure of reasons for acquisition of target entity, if	The Company's existing investment in RIL of Rs.89.94 Crores has appreciated to Rs.342.58 Crores as per the current market value.

RAJAPALAYAM MILLS LIMITED

Regd. Office : Rajapalayam Mills Premises, P.A.C.Ramasamy Raja Salai,
Post Box No. 1, Rajapalayam, Tamil Nadu, Pin : 626 117.

CIN : L17111TN1936PLC002298
PAN : AAACR8897F
GSTIN : 33AAACR8897F1Z1



Telephone : 91 4563 235666 (5 lines)
Fax : 91 4563 236520
E-mail : rajacot@ramcotex.com
rajacot@bsnl.in
Website : www.rajapalayammills.co.in

	its business is outside the main line of business of the listed entity)	The Promoters and Promoter Group hold 54.81% of the paid-up capital of RIL and there will not be any change in the Management of RIL.								
5	Brief details of any governmental or regulatory approvals required for the acquisition	NIL								
6	Indicative time period for completion of the acquisition	Would be completed within a period of 9 months from the date of Board's approval.								
7	Consideration - whether cash consideration or share swap or any other form and details of the same	Consideration will be in cash upto a limit of Rs.12 Crores in one or more tranches.								
8	Cost of acquisition and/or the price at which the shares are acquired;	At the prevailing market rates on the respective dates of acquisition								
9	Percentage of shareholding / control acquired and / or number of shares acquired	Acquisition yet to be commenced.								
10	Brief background about the entity acquired in terms of products/line of business acquired, date of incorporation, history of last 3 years turnover, country in which the acquired entity has presence and any other significant information (in brief)	<p>The Company is not acquiring any entity. It is proposing to acquire shares of RIL.</p> <p>Details about RIL are given below: RIL is engaged in the business of manufacturing Fiber Cement (FC) sheets and Calcium Silicate Boards (CSBs) and Generation of Power through Windmills.</p> <p>Date of Incorporation: 27-01-1965</p> <p>Countries in which the RIL has presence: India.</p> <p>The history of turnover (on standalone basis) for the last 3 years are as follows:</p> <table border="1" style="margin-left: auto; margin-right: auto;"> <thead> <tr> <th>Year ended</th> <th>Turnover (Rs.in crores)</th> </tr> </thead> <tbody> <tr> <td>31.03.2024</td> <td>1,298.52</td> </tr> <tr> <td>31.03.2023</td> <td>1,310.06</td> </tr> <tr> <td>31.03.2022</td> <td>1,183.91</td> </tr> </tbody> </table>	Year ended	Turnover (Rs.in crores)	31.03.2024	1,298.52	31.03.2023	1,310.06	31.03.2022	1,183.91
Year ended	Turnover (Rs.in crores)									
31.03.2024	1,298.52									
31.03.2023	1,310.06									
31.03.2022	1,183.91									