

CIN : L17111TN1936PLC002298
PAN : AAACR8897F
GSTIN : 33AAACR8897F1Z1



Telephone : 91 4563 235666 (5 lines)
Fax : 91 4563 236520
E-mail : rajacot@ramcotex.com
rajacot@bsnl.in
Website : www.rajapalayammills.co.in

M/s. BSE Limited,
Floor 25, P.J. Towers,
Dalal Street,
Mumbai – 400 001.

Scrip Code: 532503

Date : 28-05-2025

Dear Sir/Madam,

Sub: Outcome of Board Meeting held on 28-05-2025 and Disclosure under Reg 30 of SEBI (LODR) Regulations, 2015.

This is to inform you that, the Board of Directors of the company at their meeting held today have inter alia considered and made the following decisions:

- a. The Board has approved the Audited Financial Results (Standalone and Consolidated) for the quarter and year ended 31st March, 2025.
- b. The Board has recommended a dividend of Re.0.50/- per Share of Rs.10/- each for the year ended 31st March, 2025. The dividend on declaration at the ensuing Annual General Meeting, will be paid within 30 days thereof.
- c. The Board has decided to convene the 89th AGM of the Company on Friday, the 29th August, 2025 through video conferencing/Other Audio Visual Means.
- d. The Board has recommended the appointment of Shri. M.R.L. Narasimha, Practising Company Secretary as the Secretarial Auditor of the Company for a term of 5 consecutive financial years from FY 2025-26 to FY 2029-30, subject to the approval of the members at the ensuing 89th Annual General Meeting scheduled to be held on 29th August, 2025.
- e. The Board has recommended the following proposal to the members of the Company for their approval through special resolution in the ensuing 89th Annual General Meeting:
 - i. To Increase Borrowing limit under Sec 180(1) (c) from Rs.750 Crores to Rs.850 Crores (apart from temporary loans obtained from the Company's Bankers in the ordinary course of business) and to amend the existing clause 11 of the Articles of Association of the Company in line with the aforesaid increase of borrowing limit.

RAJAPALAYAM MILLS LIMITED

Regd. Office : Rajapalayam Mills Premises, P.A.C.Ramasamy Raja Salai,
Post Box No. 1, Rajapalayam, Tamil Nadu, Pin : 626 117.

CIN : L17111TN1936PLC002298
PAN : AAACR8897F
GSTIN : 33AAACR8897F1Z1



Telephone : 91 4563 235666 (5 lines)
Fax : 91 4563 236520
E-mail : rajacot@ramcotex.com
rajacot@bsnl.in
Website : www.rajapalayammills.co.in

- ii. To continue payment of minimum remuneration of Rs.240 Lakhs along with applicable perquisites as prescribed under the Companies Act, 2013 to Smt. P.V. Nirmala Raju, Managing Director for the remaining term of her appointment upto 31-05-2027.

Pursuant to Regulation 33(3)(d) of SEBI (Listing Obligations and Disclosure Requirements) Regulations, 2015, we also enclose the following, duly approved by the Board:

- a. Standalone and Consolidated Audited Financial Results for the quarter and year ended 31st March 2025 is enclosed as Annexure A.
- b. Auditors' Report on the Standalone and Consolidated Financial Results for the quarter and year ended 31st March, 2025 is enclosed as Annexure B.
- c. Declaration duly signed by our Chief Financial Officer that the Audit Reports issued by the Statutory Auditors on the Standalone and Consolidated Annual Financial Results for the year ended 31st March, 2025 were with unmodified opinions is enclosed as Annexure C.

Details required under Para B of Part A of Schedule III of SEBI (Listing Obligations and Disclosure Requirements) Regulations, 2015, as amended read with SEBI Circular No. SEBI/HO/CFD/PoD2/CIR/P/0155 dated 11th November, 2024 is enclosed as Annexure D.

We also enclose copy of consolidated financial results for the quarter and year ended 31st March, 2025 being published in newspaper as per regulation 47(1) of SEBI (Listing Obligations and Disclosure Requirements) Regulations, 2015, as (Annexure E).

Time of commencement of the Board Meeting - 12:30 P.M.

Time of completion of the Board Meeting - 01:45 P.M.

Thanking you,

For RAJAPALAYAM MILLS LIMITED

**K. MAHESWARAN
SECRETARY**

Encl: As above.




RAJAPALAYAM MILLS LIMITED
 Regd. Off : Rajapalayam Mills Premises,
 P.A.C. Ramasamy Raja Salai,
 Rajapalaiyam - 626 117, Tamil Nadu.
 CIN: L17111TN1936PLC002298
 Telephone No. 04563-235666, Fax No. 04563-236520
 E-Mail: rajacot@ramcotex.com, Website: www.rajapalayammills.co.in

STANDALONE AUDITED STATEMENT OF PROFIT AND LOSS FOR THE YEAR ENDED 31ST MARCH, 2025

(₹ in Lakhs)


Sl. No.	Particulars	Quarter ended			Year ended	
		31-03-2025	31-12-2024	31-03-2024	31-03-2025	31-03-2024
		(Audited)	(Un-Audited)	(Audited)	(Audited)	(Audited)
1	Income					
	a. Revenue from Operations	22,199	22,934	22,333	89,848	85,856
	b. Other Income	430	482	311	2,558	1,724
	Total Income	22,629	23,416	22,644	92,406	87,580
2	Expenses					
	a. Cost of Materials Consumed	9,859	11,470	12,276	47,345	45,404
	b. Purchases of Stock-in-Trade	544	447	842	2,491	4,652
	c. Change in Inventories of Finished Goods, Work in progress and Stock-in-Trade	1,847	1,656	(369)	2,261	1,006
	d. Employee Benefits Expenses	2,915	3,086	2,603	12,245	10,457
	e. Finance Costs	2,348	2,290	2,055	9,090	7,403
	f. Depreciation and Amortisation Expenses	1,870	1,902	1,877	7,534	6,733
	g. Power & Fuel	1,806	2,092	1,786	5,961	5,317
	h. Other Expenditure	3,300	3,065	3,052	12,221	10,026
	Total Expenses	24,489	26,008	24,122	99,148	90,998
3	Profit / (Loss) from ordinary activities before tax and exceptional items(1-2)	(1,860)	(2,592)	(1,478)	(6,742)	(3,418)
4	Exceptional items (Refer Note No.4)	74	25	33	74	5,762
5	Profit / (Loss) Before Tax (3 + 4)	(1,786)	(2,567)	(1,445)	(6,668)	2,344
6	Tax Expenses					
	-Current Tax Expenses / (Savings)	-	-	(157)	-	-
	-Excess Income Tax Provision related to earlier years withdrawn	-	-	(0)	-	(0)
	-Deferred Tax Expenses / (Savings)	(420)	(646)	1	(1,648)	(486)
	Total Tax Expenses / (Savings)	(420)	(646)	(156)	(1,648)	(486)
7	Net Profit / (Loss) for the period (5-6)	(1,366)	(1,921)	(1,289)	(5,020)	2,830
8	Other Comprehensive Income/(Loss), net of tax	(137)	(1)	(283)	(151)	79
9	Total Comprehensive Income / (Loss) after tax for the period (7+8)	(1,503)	(1,922)	(1,572)	(5,171)	2,909
10	Paid-up Equity Share Capital (Face Value of a Share ₹ 10/- each)	922	922	922	922	922
11	Other Equity				42,135	47,362
12	Net Worth				43,057	48,284
13	Basic & Diluted Earnings per share of ₹ 10/- each (in ₹) (Not Annualized)	(15)	(21)	(14)	(54)	31



SEGMENT WISE REVENUE, RESULTS AND CAPITAL EMPLOYED

(₹ in Lakhs)


Particulars	Quarter ended			Year ended	
	31-03-2025	31-12-2024	31-03-2024	31-03-2025	31-03-2024
	(Audited)	(Un-Audited)	(Audited)	(Audited)	(Audited)
1. Segment Revenue					
(Net Sales / Operating Income)					
a) Textiles	22,199	22,934	22,333	89,848	85,856
b) Wind Mills	664	422	627	4,313	4,377
	22,863	23,356	22,960	94,161	90,233
Less: Inter Segment Revenue	664	422	627	4,313	4,377
Total Income From Operations (Net)	22,199	22,934	22,333	89,848	85,856
2. Segment Results					
Profit/(Loss) Before Finance Cost & Tax					
a) Textiles	187	(324)	270	(916)	727
b) Wind Mills	207	(18)	198	2,196	2,278
c) Unallocated Items	94	40	109	1,068	980
d) Exceptional Items (Note No.4)	74	25	33	74	5,762
	562	(277)	610	2,422	9,747
Less:					
Finance Cost - Unallocable Expenditure	2,348	2,290	2,055	9,090	7,403
Profit / (Loss) Before Tax	(1,786)	(2,567)	(1,445)	(6,668)	2,344
3. Capital Employed					
(Segment Assets (-) Segment Liabilities)					
a) Textiles	1,56,244	1,54,362	1,52,998	1,56,244	1,52,998
b) Wind Mills	3,879	3,982	4,296	3,879	4,296
c) Unallocated Items	(1,17,066)	(1,13,784)	(1,09,010)	(1,17,066)	(1,09,010)
Total	43,057	44,560	48,284	43,057	48,284



Page 3
STANDALONE AUDITED BALANCE SHEET

(₹ in Lakhs)


Particulars	AS AT 31-03-2025	AS AT 31-03-2024
	(Audited)	(Audited)
I ASSETS		
(1) NON-CURRENT ASSETS		
(a) Property, Plant and Equipment	93,292	98,313
(b) Capital Work-in-Progress	860	1,491
(c) Investment Property	7	7
(d) Intangible Assets	330	435
(e) Financial Assets		
Investment in Associates	16,354	8,460
Other Investment	1,190	3,262
Loans	950	950
Other Financial Assets	4,191	1,449
(f) Other Non-Current Assets	559	946
NON CURRENT ASSETS (A)	1,17,733	1,15,313
(2) CURRENT ASSETS		
(a) Inventories	30,464	32,392
(b) Financial Assets		
Trade Receivables	18,325	16,769
Cash and Cash Equivalents	122	84
Bank Balance other than Cash and Cash Equivalents	488	529
Other Financial Assets	2,150	1,232
(c) Current Tax Assets	186	165
(d) Other Current Assets	1,443	3,272
CURRENT ASSETS (B)	53,178	54,443
ASSETS (A+B)	1,70,911	1,69,756
II EQUITY AND LIABILITIES		
(1) EQUITY		
(a) Equity Share Capital	922	922
(b) Other Equity	42,135	47,362
EQUITY (C)	43,057	48,284
(2) LIABILITIES		
(A) NON CURRENT LIABILITIES		
(a) Financial Liabilities		
(i) Borrowings	53,071	49,616
(ii) Lease Liabilities	481	490
(b) Deferred Tax Liabilities (Net)	2,834	4,508
(c) Other Non-Current Liabilities	5,136	58
NON CURRENT LIABILITIES (D)	61,522	54,672
(B) CURRENT LIABILITIES		
(a) Financial Liabilities		
Borrowings (*)	57,685	58,550
Lease Liabilities	9	6
Trade Payables		
(i) Total outstanding dues of micro enterprises and small enterprises	134	205
(ii) Total outstanding dues of creditors other than micro enterprises and small enterprises	2,807	2,161
Other Financial Liabilities	2,709	3,030
(b) Provisions	2,988	2,848
CURRENT LIABILITIES (E)	66,332	66,800
EQUITY AND LIABILITIES (C+D+E)	1,70,911	1,69,756
(*) Include Current maturities of Long Term Borrowings	11,245	9,956



STANDALONE AUDITED STATEMENT OF CASH FLOWS

(₹ in Lakhs)

Particulars	31-03-2025	31-03-2024
	(Audited)	(Audited)
A . Cash flow from Operating Activities		
Profit / (Loss) before Tax and exceptional items	(6,742)	(3,418)
Adjustments to reconcile profit / (loss) before tax to net cash flows:		
Depreciation & Amortisation	7,534	6,733
Finance Costs	9,090	7,403
Interest Income	(636)	(564)
Dividend Income	(867)	(724)
Deferred Revenue / Government Grants	(208)	-
Rent Receipts from Investment Properties	(6)	(4)
Fair Value movement and Financial Guarantee obligation	16	261
Operating Profit before Working capital Changes	8,181	9,687
Movements in Working Capital		
Trade Receivables	(1,555)	(850)
Loans and Advances	456	(380)
Unutilised Tax Credit - Indirect Tax	1,823	1,357
Inventories	1,928	3,961
Trade Payables & Current Liabilities	753	1,155
Cash generated from Operations	11,586	14,930
Direct Taxes (Paid) / Refund received (Net)	(21)	(84)
Net Cash generated from Operating Activities (A)	11,565	14,846
B. Cash Flow from Investing Activities :		
Purchase of Fixed Assets (Including Capital work-in-progress, Capital Advance and payable for Capital goods)	(2,422)	(9,817)
Government Grants received - related to acquisition of fixed assets	1,369	350
Inter-Corporate Loans (given) / received	-	1,420
Proceeds from Sale of Equity Shares of Associates	-	5,471
Proceeds from Sale of Investments	1,991	-
Acquisition of Preference Shares - Related Party	-	(1,540)
Acquisition of Equity Shares including Share Application money - Related Party	(7,893)	(1,512)
Acquisition of Equity Shares for Captive Power consumption	-	(841)
Proceeds from Sale of Assets	343	510
Interest Received	635	604
Dividend Received	867	724
Rent Receipts from Investment Properties	6	4
Net Cash used in Investing Activities (B)	(5,104)	(4,627)
C. Cash Flow from Financing Activities :		
Proceeds from Long Term Borrowings	14,433	11,444
Proceeds from / (Repayment) of Loans - Related Parties	100	55
Repayment of Long Term Borrowings	(9,709)	(7,372)
Availment / (Repayment) of Short Term Borrowings (Net)	(2,136)	(6,910)
Payment of Principal portion of Lease Liabilities	(6)	(4)
Payment of Dividend including TDS on Dividend	(55)	(92)
Interest Paid	(9,090)	(7,350)
Net cash used in Financing Activities (C)	(6,463)	(10,229)
Net Increase/ (Decrease) in Cash and Cash Equivalent	D = (A+B+C)	(2)
Opening balance of Cash and Cash Equivalents	E	613
Closing balance of Cash and Cash Equivalents (D+E)	611	613
Notes:		
(i) The cash flows from operating activities under the above Statement of Cash Flow has been prepared under 'Indirect Method' as set out in the Ind AS 7 on Statement of Cash Flow.		
(ii) Bank Borrowings including Cash Credits are considered as Financing Activities.		
(iii) For the purpose of Statement of Cash Flow, Cash and Cash Equivalents comprise the following:		
		(₹ in Lakhs)
PARTICULARS	31-03-2025	31-03-2024
Cash and Cash Equivalents	122	84
Bank Balances other than Cash and Cash Equivalents	488	529
Cash and Bank Balances for Statements of Cash Flows	611	613



Notes:

- 1) The above audited financial results have been prepared in accordance with Indian Accounting Standards (Ind AS) prescribed under Section 133 of the Companies Act, 2013 read with relevant rules thereunder and in terms of regulation 33 of the SEBI (Listing Obligations and Disclosures Requirements) Regulations, 2015 (as amended). The said financial results were reviewed by the Audit Committee and approved by the Board of Directors at their Meetings held on 28-05-2025.
- 2) The Board of Directors have recommended a dividend of ₹ 0.50 per equity share of ₹ 10/- each for the financial year 2024-25.
- 3) The Central Government has published The Code on Social Security, 2020 and Industrial Relations Code, 2020 ("the codes") in the Gazette of India, interalia, subsuming various existing labour and industrial laws which deals with employees including post employment period. The effective date of the code and the rules are yet to be notified. The impact of the legislative changes if any will be assessed and recognised post notification of relevant provisions.
- 4) Exceptional items represent the following:


Particulars	Quarter ended			Year ended	
	31-03-2025	31-12-2024	31-03-2024	31-03-2025	31-03-2024
	(Audited)	(Un-Audited)	(Audited)	(Audited)	(Audited)
Profit on Sale of Investment in the Equity Shares of Associates	-	-	-	-	5,381
Profit on Sale of Property, Plant & Equipment	74	25	33	74	381
Total	74	25	33	74	5,762

- 5) Other Comprehensive Income / (Loss) comprises of items that will not be reclassified to profit or loss as given below:

Particulars	Quarter ended			Year ended	
	31-03-2025	31-12-2024	31-03-2024	31-03-2025	31-03-2024
	(Audited)	(Un-Audited)	(Audited)	(Audited)	(Audited)
Remeasurement Gain / (Losses) on defined benefit obligations (net of tax)	(94)	-	(134)	(94)	(134)
Gain / (Loss) on Equity Instruments through OCI (net of tax)	(43)	(1)	(149)	(57)	213
Total	(137)	(1)	(283)	(151)	79

- 6) The figures for the quarter ended 31-03-2025 are the balancing figures between audited results in respect of full financial year and published year to date upto the third quarter of the relevant financial year.
- 7) The Previous period figures have been re-grouped / re-stated wherever necessary.

For RAJAPALAYAM MILLS LIMITED,



P.R. VENKETRAMA RAJA,
CHAIRMAN
(DIN: 00331406)

RAJAPALAYAM
28-05-2025






RAJAPALAYAM MILLS LIMITED
 Regd. Off : Rajapalayam Mills Premises,
 P.A.C. Ramasamy Raja Salai,
 Rajapalayam - 626 117, Tamil Nadu.
 CIN: L17111TN1936PLC002298
 Telephone No. 04563-235666, Fax No. 04563-236520
 E-Mail: rajacot@ramcotex.com, Website: www.rajapalayammills.co.in

CONSOLIDATED AUDITED STATEMENT OF PROFIT AND LOSS FOR THE YEAR ENDED 31ST MARCH, 2025

(₹ in Lakhs)


Sl. No.	Particulars	Quarter ended			Year ended	
		31-03-2025	31-12-2024	31-03-2024	31-03-2025	31-03-2024
		(Audited)	(Un-Audited)	(Audited)	(Audited)	(Audited)
1	Income					
	a. Revenue from Operations	22,199	22,934	22,333	89,848	85,856
	b. Other Income	430	482	311	1,691	1,000
	Total Income	22,629	23,416	22,644	91,539	86,856
2	Expenses					
	a. Cost of Materials Consumed	9,859	11,470	12,276	47,345	45,404
	b. Purchases of Stock-in-Trade	544	447	842	2,491	4,652
	c. Change in Inventories of Finished Goods, Work in progress and Stock-in-Trade.	1,847	1,656	(369)	2,261	1,006
	d. Employee Benefits Expenses	2,915	3,086	2,603	12,245	10,457
	e. Finance Costs	2,348	2,290	2,055	9,090	7,403
	f. Depreciation and Amortisation Expenses	1,870	1,902	1,877	7,534	6,733
	g. Power & Fuel	1,806	2,092	1,786	5,961	5,317
	h. Other Expenditure	3,300	3,065	3,052	12,221	10,026
	Total Expenses	24,489	26,008	24,122	99,148	90,998
3	Profit / (Loss) from ordinary activities before exceptional items and tax (1-2)	(1,860)	(2,592)	(1,478)	(7,609)	(4,142)
4	Exceptional items (Refer Note No.6)	74	25	33	74	2,738
5	Profit / (Loss) Before Tax (3 + 4)	(1,786)	(2,567)	(1,445)	(7,535)	(1,404)
6	Tax Expenses					
	- Current Tax Expenses / (Savings)	-	-	(157)	-	-
	-Excess Income Tax Provision related to earlier years withdrawn	-	-	(0)	-	(0)
	- Deferred Tax Expenses / (Savings)	(420)	(646)	1	(1,648)	(486)
	Total Tax Expenses / (Savings)	(420)	(646)	(156)	(1,648)	(486)
7	Net Profit / (Loss) for the period before share of profit of Associates (5-6)	(1,366)	(1,921)	(1,289)	(5,887)	(918)
8	Share of Net Profit of Associates, net of tax	902	5,351	2,118	7,592	5,354
9	Profit / (Loss) for the period (7+8)	(464)	3,430	829	1,705	4,436
10	Other Comprehensive Income, net of tax	(136)	(1)	(283)	(151)	79
11	Share of OCI of Associates, net of tax	(910)	768	(114)	(222)	1,568
12	Total Comprehensive Income / (Loss) after tax for the period (9+10+11)	(1,510)	4,197	432	1,332	6,083
13	Paid-up Equity Share Capital (Face Value of a Share ₹ 10/- each)	920	920	920	920	920
14	Other Equity				2,30,519	2,29,242
15	Net Worth				2,31,439	2,30,162
16	Basic & Diluted Earnings per share of ₹ 10/- each (in ₹) (Not Annualized)	(5)	37	9	19	48



SEGMENT WISE REVENUE, RESULTS AND CAPITAL EMPLOYED

(₹ in Lakhs)


Particulars	Quarter ended			Year ended	
	31-03-2025	31-12-2024	31-03-2024	31-03-2025	31-03-2024
	(Audited)	(Un-Audited)	(Audited)	(Audited)	(Audited)
1. Segment Revenue					
(Net Sales / Operating Income)					
a) Textiles	22,199	22,934	22,333	89,848	85,856
b) Wind Mills	664	422	627	4,313	4,377
	22,863	23,356	22,960	94,161	90,233
Less: Inter Segment Revenue	664	422	627	4,313	4,377
Total Income From Operations (Net)	22,199	22,934	22,333	89,848	85,856
2. Segment Results					
Profit/(Loss) Before Finance Cost & Tax					
a) Textiles	187	(326)	270	(916)	728
b) Wind Mills	207	(18)	198	2,196	2,278
c) Unallocated Items	94	42	109	201	255
d) Exceptional Items (Note No.6)	74	25	33	74	2,738
	562	(277)	610	1,555	5,999
Less:					
Finance Cost - Unallocable Expenditure	2,348	2,290	2,055	9,090	7,403
Profit / (Loss) Before Tax	(1,786)	(2,567)	(1,445)	(7,535)	(1,404)
3. Capital Employed					
(Segment Assets (-) Segment Liabilities)					
a) Textiles	1,56,244	1,54,362	1,52,998	1,56,244	1,52,998
b) Wind Mills	3,879	3,982	4,296	3,879	4,296
c) Unallocated Items	71,316	74,605	72,868	71,316	72,868
Total	2,31,439	2,32,949	2,30,162	2,31,439	2,30,162



CONSOLIDATED AUDITED STATEMENT OF BALANCE SHEET

(₹ in Lakhs)


Particulars	AS AT	AS AT
	31-03-2025	31-03-2024
	(Audited)	(Audited)
I ASSETS		
(1) NON-CURRENT ASSETS		
(a) Property, Plant and Equipment	93,292	98,313
(b) Capital Work-in-Progress	860	1,491
(c) Investment Property	7	7
(d) Intangible Assets	330	435
(e) Investment in Associates	2,04,736	1,90,339
(f) Financial Assets		
Other Investment	1,190	3,262
Loans	950	950
Other Financial Assets	4,191	1,449
(g) Other Non-Current Assets	559	946
NON CURRENT ASSETS (A)	3,06,115	2,97,192
(2) CURRENT ASSETS		
(a) Inventories	30,464	32,392
(b) Financial Assets		
Trade Receivables	18,325	16,769
Cash and Cash Equivalents	122	84
Bank Balance other than Cash and Cash Equivalents	488	529
Other Financial Assets	2,150	1,232
(c) Current Tax Assets	186	165
(d) Other Current Assets	1,443	3,272
CURRENT ASSETS (B)	53,178	54,443
ASSETS (A+B)	3,59,293	3,51,635
II EQUITY AND LIABILITIES		
(1) EQUITY		
(a) Equity Share Capital	920	920
(b) Other Equity	2,30,519	2,29,242
EQUITY (C)	2,31,439	2,30,162
(2) LIABILITIES		
(A) NON CURRENT LIABILITIES		
(a) Financial Liabilities		
(i) Borrowings	53,071	49,616
(ii) Lease Liabilities	481	490
(b) Deferred Tax Liabilities (Net)	2,834	4,508
(c) Other Non-Current Liabilities	5,136	58
NON CURRENT LIABILITIES (D)	61,522	54,672
(B) CURRENT LIABILITIES		
(a) Financial Liabilities		
Borrowings (*)	57,685	58,550
Lease Liabilities	9	6
Trade Payables		
(i) Total outstanding dues of micro enterprises and small enterprises	134	205
(ii) Total outstanding dues of creditors other than micro enterprises and small enterprises	2,807	2,162
Other Financial Liabilities	2,709	3,030
(b) Provisions	2,988	2,848
CURRENT LIABILITIES (E)	66,332	66,801
EQUITY AND LIABILITIES (C+D+E)	3,59,293	3,51,635
(*) Include Current maturities of Long Term Borrowings	11,245	9,956



CONSOLIDATED AUDITED STATEMENT OF CASHFLOWS

(₹ in Lakhs)

Particulars	31-03-2025	31-03-2024
	(Audited)	(Audited)
A . Cash flow from Operating Activities		
Profit / (Loss) before Tax and exceptional items	(7,609)	(4,142)
Adjustments to reconcile profit / (loss) before tax to net cash flows:		
Depreciation & Amortisation	7,534	6,733
Finance Costs	9,090	7,403
Interest Income	(636)	(564)
Dividend Income	0	0
Deferred Revenue / Government Grants	(208)	-
Rent Receipts from Investment Properties	(6)	(4)
Fair Value movement and Financial Guarantee obligation	16	261
Operating Profit before Working capital Changes	8,181	9,687
Movements in Working Capital		
Trade Receivables	(1,555)	(850)
Loans and Advances	456	(380)
Unutilised Tax Credit - Indirect Tax	1,823	1,357
Inventories	1,928	3,961
Trade Payables & Current Liabilities	753	1,155
Cash generated from Operations	11,586	14,930
Direct Taxes (Paid) / Refund received (Net)	(21)	(84)
Net Cash generated from Operating Activities (A)	11,565	14,846
B. Cash Flow from Investing Activities :		
Purchase of Fixed Assets (Including Capital work-in-progress, Capital Advance and payable for Capital goods)	(2,422)	(9,817)
Government Grants received - related to acquisition of fixed assets	1,369	350
Inter-Corporate Loans (given) / received	-	1,420
Proceeds from Sale of Equity Shares of Associates	-	5,471
Proceeds from Sale of Investments	1,991	-
Acquisition of Preference Shares - Related Party	-	(1,540)
Acquisition of Equity Shares including Share Application money - Related Party	(7,893)	(1,512)
Acquisition of Equity Shares for Captive Power consumption	-	(841)
Proceeds from Sale of Assets	343	510
Interest Received	635	604
Dividend Received	867	724
Rent Receipts from Investment Properties	6	4
Net Cash used in Investing Activities (B)	(5,104)	(4,627)
C. Cash Flow from Financing Activities :		
Proceeds from Long Term Borrowings	14,433	11,444
Proceeds from / (Repayment) of Loans - Related Parties	100	55
Repayment of Long Term Borrowings	(9,709)	(7,372)
Availment of Short Term Borrowings (Net)	(2,136)	(6,910)
Payment of Principal portion of Lease Liabilities	(6)	(4)
Payment of Dividend including TDS on Dividend	(55)	(92)
Interest Paid	(9,090)	(7,350)
Net cash used in Financing Activities (C)	(6,463)	(10,229)
Net Increase/ (Decrease) in Cash and Cash Equivalent	D = (A+B+C)	(2)
Opening balance of Cash and Cash Equivalents	E	613
Closing balance of Cash and Cash Equivalents	(D+E)	611
Notes:		
(i) The cash flows from operating activities under the above Statement of Cash Flow has been prepared under 'Indirect Method' as set out in the Ind AS 7 on Statement of Cash Flow.		
(ii) Bank Borrowings including Cash Credits are considered as Financing Activities.		
(iii) For the purpose of Statement of Cash Flow, Cash and Cash Equivalents comprise the following:		
		(₹ in Lakhs)
Particulars	31-03-2025	31-03-2024
Cash and Cash Equivalents	122	84
Bank Balances other than Cash and Cash Equivalents	488	529
Cash and Bank Balances for Statements of Cash Flows	611	613



Notes:

- 1) The above audited financial results have been prepared in accordance with Indian Accounting Standards (Ind AS) prescribed under Section 133 of the Companies Act, 2013 read with relevant rules thereunder and in terms of regulation 33 of the SEBI (Listing Obligations and Disclosures Requirements) Regulations, 2015 (as amended). The said financial results were reviewed by the Audit Committee and approved by the Board of Directors at their Meetings held on 28-05-2025.
- 2) The Board of Directors have recommended a dividend of ₹ 0.50 per equity share of ₹ 10/- each for the financial year 2024-25.
- 3) The Consolidated financial results have been prepared in accordance with Ind AS 110 read with Ind AS 28. The consolidated results include the standalone results of parent Company (Rajapalayam Mills Limited) and its Associates viz., The Ramco Cement Limited, Ramco Industries Limited and Ramco Systems Limited.
- 4) The Central Government has published The Code on Social Security, 2020 and Industrial Relations Code, 2020 ("the codes") in the Gazette of India, inter alia, subsuming various existing labour and industrial laws which deals with employees including post employment period. The effective date of the code and the rules are yet to be notified. The impact of the legislative changes if any will be assessed and recognised post notification of relevant provisions.

5) Key standalone financial information:

(₹ in Lakhs)

Particulars	Quarter ended			Year ended	
	31-03-2025	31-12-2024	31-03-2024	31-03-2025	31-03-2024
	(Audited)	(Un-Audited)	(Audited)	(Audited)	(Audited)
Total Income	22,629	23,416	22,644	92,406	87,580
Net Profit / (Loss) before exceptional items and tax	(1,860)	(2,592)	(1,478)	(6,742)	(3,418)
Net Profit / (Loss) before tax	(1,786)	(2,567)	(1,445)	(6,668)	2,344
Net Profit / (Loss) after tax	(1,366)	(1,921)	(1,289)	(5,020)	2,830

The standalone financial results of the Company are available on the Bombay Stock Exchange website www.bseindia.com and the Company's website www.rajapalayammills.co.in

6) Exceptional items represent the following:

(₹ in Lakhs)

Particulars	Quarter ended			Year ended	
	31-03-2025	31-12-2024	31-03-2024	31-03-2025	31-03-2024
	(Audited)	(Un-Audited)	(Audited)	(Audited)	(Audited)
Profit on Sale of Investment in the Equity Shares of Associates	-	-	-	-	2,357
Profit on Sale of Property, Plant & Equipment	74	25	33	74	381
Total	74	25	33	74	2,738

7) Other Comprehensive Income / (Loss) comprises of items that will not be reclassified to profit or loss as given below:


(₹ in Lakhs)

Particulars	Quarter ended			Year ended	
	31-03-2025	31-12-2024	31-03-2024	31-03-2025	31-03-2024
	(Audited)	(Un-Audited)	(Audited)	(Audited)	(Audited)
Remeasurement Gain / (Losses) on defined benefit obligations (net of tax)	(94)	-	(134)	(94)	(134)
Gain / (Loss) on Equity Instruments through OCI (net of tax)	(42)	(1)	(149)	(57)	213
Total	(136)	(1)	(283)	(151)	79

8) The figures for the quarter ended 31-03-2025 are the balancing figures between audited results in respect of full financial year and published year to date upto the third quarter of the relevant financial year.

9) The Previous period figures have been re-grouped / re-stated wherever necessary.

For RAJAPALAYAM MILLS LIMITED,



P.R. VENKETRAMA RAJA,
CHAIRMAN
(DIN: 00331406)

RAJAPALAYAM
28-05-2025





EXTRACT OF CONSOLIDATED AUDITED STATEMENT OF PROFIT AND LOSS FOR THE YEAR ENDED 31ST MARCH, 2025

(₹ in Lakhs)

Sl. No.	Particulars	Quarter ended			Year ended	
		31-03-2025	31-12-2024	31-03-2024	31-03-2025	31-03-2024
		(Audited)	(Un-Audited)	(Audited)	(Audited)	(Audited)
1	Total Income from operations	22,629	23,416	22,644	91,539	86,856
2	Net Profit / (Loss) for the period (before tax, exceptional items)	(1,860)	(2,592)	(1,478)	(7,609)	(4,142)
3	Net Profit / (Loss) for the period before tax (after Exceptional items) (Refer Note No.4)	(1,786)	(2,567)	(1,445)	(7,535)	(1,404)
4	Net Profit / (Loss) for the period after tax (after Exceptional items) (*)	(464)	3,430	829	1,705	4,436
5	Total Comprehensive Income / (Loss) for the period after tax (comprising Net Profit for the period after tax and Other Comprehensive Income after tax)	(1,510)	4,197	432	1,332	6,083
6	Equity Share Capital (face value of ₹ 10/- each)	920	920	920	920	920
7	Reserves (excluding revaluation reserve) as shown in the Audited Balance Sheet of the previous year.				2,30,519	2,29,242
8	Earning Per Share of ₹ 10/- each, (Not Annualised) (in ₹)					
	Basic	(5)	37	9	19	48
	Diluted	(5)	37	9	19	48
	(*) Includes Share of Net Profit of Associates, Net of Tax	902	5351	2,118	7,592	5,354

Notes:

- The above is an extract of the detailed format of quarter / year ended audited statement of profit and loss that has been filed with the Stock Exchange under Regulation 33 of the SEBI (Listing and Other Disclosure Requirements) Regulations, 2015. The full format of quarter / year ended audited statement of profit and loss (Standalone and Consolidated) are available on the Company's website at www.rajapalayammills.co.in and on the website of the Bombay Stock Exchange www.bseindia.com.
- The above audited financial results have been prepared in accordance with Indian Accounting Standards (Ind AS) prescribed under Section 133 of the Companies Act, 2013 read with relevant rules thereunder and in terms of regulation 33 of the SEBI (Listing Obligations and Disclosures Requirements) Regulations, 2015 (as amended). The said financial results were reviewed by the Audit Committee and approved by the Board of Directors at their Meetings held on 28-05-2025.
- The Board of Directors have recommended a dividend of ₹ 0.50 per equity share of ₹ 10/- each for the financial year 2024-25.
- Net Profit / (Loss) for the period before tax includes exceptional items, which represent the following items:

(₹ in Lakhs)


Particulars	Quarter ended			Year ended	
	31-03-2025	31-12-2024	31-03-2024	31-03-2025	31-03-2024
	(Audited)	(Un-Audited)	(Audited)	(Audited)	(Audited)
Profit on Sale of Investment in the Equity Shares of Associates	-	-	-	-	2,357
Profit on Sale of Property, Plant & Equipment	74	25	33	74	381
Total	74	25	33	74	2,738

5) Key standalone financial information:

(₹ in Lakhs)

Particulars	Quarter ended			Year ended	
	31-03-2025	31-12-2024	31-03-2024	31-03-2025	31-03-2024
	(Audited)	(Un-Audited)	(Audited)	(Audited)	(Audited)
Total Income	22,629	23,416	22,644	92,406	87,580
Net Profit / (Loss) before exceptional items and tax	(1,860)	(2,592)	(1,478)	(6,742)	(3,418)
Net Profit / (Loss) before tax	(1,786)	(2,567)	(1,445)	(6,668)	2,344
Net Profit / (Loss) after tax	(1,366)	(1,921)	(1,289)	(5,020)	2,830

- The figures for the quarter ended 31-03-2025 are the balancing figures between audited results in respect of full financial year and published year to date upto the third quarter of the relevant financial year.
- The Previous period figures have been re-grouped / re-stated wherever necessary.
- The aforementioned Audited Financial Results are available on the Company's website at <https://www.rajapalayammills.co.in/wp-content/uploads/2025/05/FY-2024-25-Q4.pdf> and can also be accessed by scanning a Quick Response Code given below:



For RAJAPALAYAM MILLS LIMITED,

P.R. Venketrana Raja

P.R. VENKETRAMA RAJA,
 CHAIRMAN
 (DIN: 00331406)

Independent Auditor's Report on the Quarterly and Year to Date Audited Standalone Financial Results of the Company Pursuant to the Regulation 33 of the SEBI (Listing Obligations and Disclosure Requirements) Regulations, 2015, as amended.

To

THE BOARD OF DIRECTORS OF RAJAPALAYAM MILLS LIMITED

Report on the audit of the Standalone Financial Results

Opinion

We have audited the accompanying standalone financial results of **RAJAPALAYAM MILLS LIMITED** (the "Company") for the quarter and year ended March 31, 2025 ("the Statement") attached herewith, being submitted by the Company pursuant to the requirement of Regulation 33 of the SEBI (Listing Obligations and Disclosure Requirements) Regulations, 2015, as amended (the "Listing Regulations").

In our opinion and to the best of our information and according to the explanations given to us these standalone financial results:

- I. are presented in accordance with the requirements of the Listing Regulations in this regard; and
- II. gives a true and fair view in conformity with the applicable Indian accounting standards ("Ind AS") and other accounting principles generally accepted in India of the net loss and other comprehensive loss and other financial information of the Company for the quarter and year ended March 31, 2025.

Basis for Opinion

We conducted our audit in accordance with the Standards on Auditing (SAs) specified under section 143(10) of the Companies Act, 2013("the Act"). Our responsibilities under those Standards are further described in the "Auditor's Responsibilities for the Audit of the Standalone Financial Results" section of our report. We are independent of the Company in accordance with the Code of Ethics issued by the Institute of Chartered Accountants of India together with the ethical requirements that are relevant to our audit of the financial statements under the provisions of the Act and the Rules thereunder, and we have fulfilled our other ethical responsibilities in accordance with these requirements and the Code of Ethics. We believe that the audit evidence we have obtained is sufficient and appropriate to provide a basis for our opinion.

Management's Responsibilities for the Standalone Financial Results

The Statement has been prepared on the basis of the standalone annual financial statements. The Board of Directors of the Company are responsible for the preparation and presentation of the Statement that gives a true and fair view of the net loss and other comprehensive loss of the Company and other financial information in accordance with the applicable accounting standards prescribed under Section 133 of the Act read with relevant rules issued thereunder and other accounting principles generally accepted in India and in compliance with Regulation 33 of the Listing Regulations.



This responsibility also includes maintenance of adequate accounting records in accordance with the provisions of the Act for safeguarding of the assets of the Company and for preventing and detecting frauds and other irregularities; selection and application of appropriate accounting policies; making judgments and estimates that are reasonable and prudent; and the design, implementation and maintenance of adequate internal financial controls that were operating effectively for ensuring the accuracy and completeness of the accounting records, relevant to the preparation and presentation of the Statement that give a true and fair view and are free from material misstatement, whether due to fraud or error.

In preparing the Statement, the Board of Directors are responsible for assessing the Company's ability to continue as a going concern, disclosing, as applicable, matters related to going concern and using the going concern basis of accounting unless the Board of Directors either intends to liquidate the Company or to cease operations, or has no realistic alternative but to do so.


The Board of Directors are also responsible for overseeing the Company's financial reporting process.

Auditor's Responsibilities for the Audit of the Standalone Financial Results

Our objectives are to obtain reasonable assurance about whether the Statement as a whole is free from material misstatement, whether due to fraud or error, and to issue an auditor's report that includes our opinion. Reasonable assurance is a high level of assurance, but is not a guarantee that an audit conducted in accordance with SAs will always detect a material misstatement when it exists. Misstatements can arise from fraud or error and are considered material if, individually or in the aggregate, they could reasonably be expected to influence the economic decisions of users taken on the basis of the Statement.

As part of an audit in accordance with SAs, we exercise professional judgment and maintain professional skepticism throughout the audit. We also:

- Identify and assess the risks of material misstatement of the Statement, whether due to fraud or error, design and perform audit procedures responsive to those risks, and obtain audit evidence that is sufficient and appropriate to provide a basis for our opinion. The risk of not detecting a material misstatement resulting from fraud is higher than for one resulting from error, as fraud may involve collusion, forgery, intentional omissions, misrepresentations, or the override of internal control.
- Obtain an understanding of internal control relevant to the audit in order to design audit procedures that are appropriate in the circumstances. Under Section 143(3)(i) of the Act, we are also responsible for expressing our opinion on whether the Company has adequate internal financial controls with reference to financial statements in place and the operating effectiveness of such controls.
- Evaluate the appropriateness of accounting policies used and the reasonableness of accounting estimates and related disclosures made by the Board of Directors.
- Conclude on the appropriateness of the Board of Directors' use of the going concern basis of accounting and, based on the audit evidence obtained, whether a material uncertainty exists related to events or conditions that may cast significant doubt on the Company's ability to continue as a going concern. If we conclude that a material uncertainty exists, we are required



to draw attention in our auditor's report to the related disclosures in the Statement or, if such disclosures are inadequate, to modify our opinion. Our conclusions are based on the audit evidence obtained up to the date of our auditor's report. However, future events or conditions may cause the Company to cease to continue as a going concern.

- Evaluate the overall presentation, structure and content of the Statement, including the disclosures, and whether the Statement represents the underlying transactions and events in a manner that achieves fair presentation.
- Obtain sufficient appropriate audit evidence regarding the Statement of the Company to express an opinion on the Statement.

We communicate with those charged with governance regarding, among other matters, the planned scope and timing of the audit and significant audit findings, including any significant deficiencies in internal control that we identify during our audit.

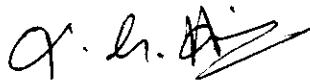
We also provide those charged with governance with a statement that we have complied with relevant ethical requirements regarding independence, and to communicate with them all relationships and other matters that may reasonably be thought to bear on our independence, and where applicable, related safeguards.

Other Matters


The Statement includes the results for the quarter ended March 31, 2025 being the balancing figures between the audited figures in respect of the full financial year ended March 31, 2025 and the published unaudited year to date figures up to the third quarter of the current financial year which were subject to limited review by us as required under the Listing Regulations.

For N.A. JAYARAMAN & CO.,
Chartered Accountants
Firm Registration Number: 001310S

For S R S V & ASSOCIATES
Chartered Accountants
Firm Registration Number: 015041S



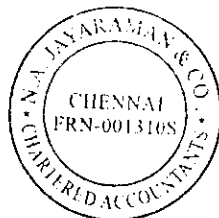
T.G. HARISHA
Partner
Membership Number: 246983
UDIN: 25246983BMOKNO2328



V. RAJESWARAN
Partner
Membership Number: 020881
UDIN: 25020881BMKG6W1263

Rajapalayam
28th May 2025

Chennai
28th May 2025



Independent Auditor's Report on the Quarterly and Year to Date Audited Consolidated Financial Results of the Company Pursuant to the Regulation 33 of the SEBI (Listing Obligations and Disclosure Requirements) Regulations, 2015, as amended.

To

THE BOARD OF DIRECTORS OF RAJAPALAYAM MILLS LIMITED

Report on the audit of the Consolidated Financial Results

Opinion

We have audited the accompanying Statement of Consolidated Financial Results of **RAJAPALAYAM MILLS LIMITED** ("the Company") and its associates for the quarter and year ended March 31, 2025 ("the Statement"), being submitted by the Company pursuant to the requirement of Regulation 33 of the SEBI (Listing Obligations and Disclosure Requirements) Regulations, 2015, as amended ("Listing Regulations").

In our opinion and to the best of our information and according to the explanations given to us, and based on the consideration of the reports of the other auditors and management on audited financial statements / financial information of associates, the aforesaid consolidated annual financial results:

a. includes the results of the following entities:

Name of the entity	Relationship
The Ramco Cements Limited	Associate
Ramco Industries Limited	Associate
Ramco Systems Limited	Associate

b. are presented in accordance with the requirements of Regulation 33 of the Listing Regulations, as amended; and

c. gives a true and fair view, in conformity with the applicable accounting standards, and other accounting principles generally accepted in India, of consolidated total comprehensive income (comprising of net profit and other comprehensive loss) and other financial information of the Company for the quarter and year ended March 31, 2025.

Basis for Opinion

We conducted our audit in accordance with the Standards on Auditing (SAs) as specified under section 143(10) of the Companies Act, 2013 (the Act). Our responsibilities under those Standards are further described in the *Auditor's Responsibilities for the Audit of the Consolidated Financial Results* section of our report. We are independent of the Company and its associates in accordance with the Code of Ethics issued by the Institute of Chartered Accountants of India together with the ethical requirements that are relevant to our audit of the financial statements under the provisions of the Companies Act, 2013 and the Rules thereunder, and we have fulfilled our other ethical responsibilities in accordance with these requirements and the Code of Ethics. We believe that the audit evidence obtained by us



and other auditors in terms of their reports referred to in "Other Matter" paragraph below, is sufficient and appropriate to provide a basis for our opinion.

Management's Responsibilities for the Consolidated Financial Results

These Statements have been prepared on the basis of the consolidated annual financial statements. The Company's Board of Directors are responsible for the preparation and presentation of these consolidated financial results that give a true and fair view of the net profit and other comprehensive loss and other financial information of the Company including its associates in accordance with the applicable accounting standards prescribed under Section 133 of the Act read with relevant rules issued there under and other accounting principles generally accepted in India and in compliance with Regulation 33 of the Listing Regulations. The respective Board of Directors of the Company and its associates are responsible for maintenance of adequate accounting records in accordance with the provisions of the Act for safeguarding of the assets of the Company and its associates and for preventing and detecting frauds and other irregularities; selection and application of appropriate accounting policies; making judgments and estimates that are reasonable and prudent; and the design, implementation and maintenance of adequate internal financial controls, that were operating effectively for ensuring the accuracy and completeness of the accounting records, relevant to the preparation and presentation of the consolidated financial results that give a true and fair view and are free from material misstatement, whether due to fraud or error, which have been used for the purpose of preparation of the consolidated financial results by the Directors of the Company, as aforesaid.

In preparing the consolidated financial statement, the respective Board of Directors of the Company and its associates are responsible for assessing the ability of the Company and its associates to continue as a going concern, disclosing, as applicable, matters related to going concern and using the going concern basis of accounting unless the respective Board of Directors either intends to liquidate the Company or to cease operations, or has no realistic alternative but to do so.

The respective Board of Directors of the Company and of its associates are also responsible for overseeing the financial reporting process of the Company and its associates.

Auditor's Responsibilities for the Audit of the Consolidated Financial Results

Our objectives are to obtain reasonable assurance about whether the consolidated financial results as a whole are free from material misstatement, whether due to fraud or error, and to issue an auditor's report that includes our opinion. Reasonable assurance is a high level of assurance, but is not a guarantee that an audit conducted in accordance with SAs will always detect a material misstatement when it exists. Misstatements can arise from fraud or error and are considered material if, individually or in the aggregate, they could reasonably be expected to influence the economic decisions of users taken on the basis of these consolidated financial results.

As part of an audit in accordance with SAs, we exercise professional judgment and maintain professional skepticism throughout the audit. We also:

- Identify and assess the risks of material misstatement of the consolidated financial results, whether due to fraud or error, design and perform audit procedures responsive to those risks, and obtain audit evidence that is sufficient and appropriate to provide a basis for our opinion. The risk of not detecting a material misstatement resulting from fraud is higher than for one



resulting from error, as fraud may involve collusion, forgery, intentional omissions, misrepresentations, or the override of internal control.

- Obtain an understanding of internal control relevant to the audit in order to design audit procedures that are appropriate in the circumstances. Under Section 143(3)(i) of the Act, we are also responsible for expressing our opinion on whether the company has adequate internal financial controls with reference to financial statements in place and the operating effectiveness of such controls.
- Evaluate the appropriateness of accounting policies used and the reasonableness of accounting estimates and related disclosures made by the Board of Directors.
- Conclude on the appropriateness of the Board of Directors' use of the going concern basis of accounting and, based on the audit evidence obtained, whether a material uncertainty exists related to events or conditions that may cast significant doubt on the ability of the Company and its associates to continue as a going concern. If we conclude that a material uncertainty exists, we are required to draw attention in our auditor's report to the related disclosures in the consolidated financial results or, if such disclosures are inadequate, to modify our opinion. Our conclusions are based on the audit evidence obtained up to the date of our auditor's report. However, future events or conditions may cause the Company and its associates to cease to continue as a going concern.
- Evaluate the overall presentation, structure and content of the consolidated financial results, including the disclosures, and whether the consolidated financial results represent the underlying transactions and events in a manner that achieves fair presentation.
- Obtain sufficient appropriate audit evidence regarding the financial results/financial information of the Company and its associates to express an opinion on the consolidated financial results. We are responsible for the direction, supervision and performance of the audit of the financial information of the entities included in the consolidated financial results of which we are the independent auditors. For the other entities included in the consolidated financial results, which have been audited by other auditors, such other auditors remain responsible for the direction, supervision and performance of the audits carried out by them. We remain solely responsible for our audit opinion.

We communicate with those charged with governance of the Company and such other entities included in the consolidated financial results of which we are the independent auditors regarding, among other matters, the planned scope and timing of the audit and significant audit findings, including any significant deficiencies in internal control that we identify during our audit.

We also provide those charged with governance with a statement that we have complied with relevant ethical requirements regarding independence, and to communicate with them all relationships and other matters that may reasonably be thought to bear on our independence, and where applicable, related safeguards.

We also performed procedures in accordance with the circular issued by the SEBI under Regulation 33(8) of the Listing Regulations, as amended, to the extent applicable.



Other Matter

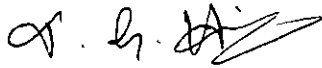
The consolidated financial results also include the Company's share of net profit after tax of Rs. 891.94 Lakhs and Rs. 7,659.61 Lakhs and total comprehensive income / (loss) of Rs. (13.84) Lakhs and Rs. 7,444.40 Lakhs for the quarter and year ended 31st March, 2025 respectively as considered in the consolidated audited financial results in respect of two associates. These Financial Statements as per IND AS and other financial information have been audited by one of us as joint auditors whose reports have been furnished to us by the management and our opinion on the consolidated financial results in so far as it relates to the amounts and disclosures included in respect of these associates is solely based on the reports of such auditors.

We did not audit the financial statements of one associate included in the consolidated financial results whose consolidated annual financial statements reflect the Company's share of net profit / (loss) after tax of Rs. 10.68 Lakhs and Rs. (67.38) Lakhs and total comprehensive income / (loss) of Rs. 6.13 Lakhs and Rs. (73.73) Lakhs for the quarter and year ended 31st March, 2025 respectively. These financial statements as per Ind AS and other financial information have been audited by another independent auditor whose reports have been furnished to us by the Management and our opinion on the Statement, in so far as it relates to the amounts and disclosures included in respect of this associate is based solely on the reports of the other auditor.

Our opinion on the statement is not modified in respect of the above matters with respect to our reliance on the work done and the reports of the other auditors and the Financial Results/financial information certified by the Board of Directors.

The Statement includes the results for the quarter ended March 31, 2025 being the balancing figures between the audited figures in respect of the full financial year ended March 31, 2025 and the published unaudited year-to-date figures up to the end of the third quarter of the current financial year, which were subjected to a limited review by us, as required under the Listing Regulations.


For N.A. JAYARAMAN & CO.,
Chartered Accountants
Firm Registration Number: 001310S



T.G. HARISHA
Partner
Membership Number: 246983
UDIN: 25246983BMOKNP8138


Rajapalayam
28th May 2025

For S R S V & ASSOCIATES
Chartered Accountants
Firm Registration Number: 015041S



V. RAJESWARAN
Partner
Membership Number: 020881
UDIN: 25020881BMKQGY5152

Chennai
28th May 2025



RAJAPALAYAM MILLS LIMITED

Regd. Office : Rajapalayam Mills Premises, P.A.C.Ramasamy Raja Salai,
Post Box No. 1, Rajapalayam, Tamil Nadu, Pin : 626 117.

CIN : L17111TN1936PLC002298
PAN : AAACR8897F
GSTIN : 33AAACR8897F1Z1



Telephone : 91 4563 235666 (5 lines)
Fax : 91 4563 236520
E-mail : rajacot@ramcotex.com
rajacot@bsnl.in
Website : www.rajapalayammills.co.in

Annexure - C

Date : 28-05-2025

M/s. BSE Limited,
Floor 25, P.J. Towers,
Dalal Street,
Mumbai - 400 001.

Scrip Code: 532503

Dear Sir / Madam,

Sub: Declaration under Regulation 33(3)(d) of SEBI (Listing Obligations and Disclosure Requirements) Regulations, 2015.

We hereby declare that the Audit Reports issued by the Statutory Auditors on the Standalone and Consolidated Annual Financial Results for the year ended 31-03-2025 were with unmodified opinions.

Thanking you,

For RAJAPALAYAM MILLS LIMITED

A. ARULPRANAVAM
CHIEF FINANCIAL OFFICER



ANNEXURE – D

Details required under Regulation 30 of SEBI (Listing Obligations and Disclosure Requirements) Regulations, 2015 read with SEBI Circular No: SEBI/HO/CFD/PoD2/CIR/P/0155 dated 11th November, 2024 is given below:

S.no	Particulars	Disclosures
1.	Reason for change	Recommendation for appointment of Shri. M.R.L. Narashimha, Practising Company Secretary, holding COP No. 799, as the Secretarial Auditor of the Company for a term of 5 consecutive financial years from FY 2025-26 to FY 2029-30.
2.	Date of Reappointment & Term of Appointment	Board of Directors at their meeting dt 28 th May, 2025, have approved the appointment of Shri. M.R.L. Narashimha, Practising Company Secretary as the Secretarial Auditor of the Company and recommended the same to the members of the Company for their approval at the ensuing 89 th Annual General Meeting scheduled to be held on 29 th August, 2025. The appointment is for a term of 5 consecutive financial years from FY 2025-26 to FY 2029-30.
3.	Brief profile (in case of appointment)	Shri. M.R.L. Narasimha, a Fellow Member of the Institute of Company Secretaries of India (C.P. No. 799), is a seasoned and peer reviewed Company Secretary in whole-time practice with more than 3 (Three) decades of professional experience. His distinguished career spans a broad spectrum of corporate, legal, and governance matters, serving companies across diverse industries including manufacturing, IT, pharmaceuticals, real estate, energy, and financial services. With a deep-rooted understanding of corporate laws, regulatory compliance, and

RAJAPALAYAM MILLS LIMITED

Regd. Office : Rajapalayam Mills Premises, P.A.C.Ramasamy Raja Salai,
Post Box No. 1, Rajapalayam, Tamil Nadu, Pin : 626 117.

CIN : L17111TN1936PLC002298
PAN : AAACR8897F
GSTIN : 33AAACR8897F1Z1



Telephone : 91 4563 235666 (5 lines)
Fax : 91 4563 236520
E-mail : rajacot@ramcotex.com
rajacot@bsnl.in
Website : www.rajapalayammills.co.in

		<p>strategic advisory, Shri. M.R.L. Narasimha has built a strong reputation for his commitment to ethical practices, technical accuracy, and client-focused solutions.</p> <p>He has given his consent to act as the Secretarial Auditor of our Company and confirmed that he is not disqualified for appointment as Secretarial Auditor of our Company in terms of clause (a) of sub-regulation (1A) of Regulation 24A of LODR, read with Paragraph 7 and Annexure - 2 to SEBI Circular No: SEBI/HO/CFD/CFD-PoD-2/CIR/P/2024/185 dated 31st December, 2024.</p> <p>He has also declared that he is not providing any of the service(s) which the Secretarial Auditor is not permitted to render, either directly or indirectly, to our Company in terms of sub-regulation (IB) of Regulation 24A of LODR, read with paragraph 8 and Annexure - 3 to SEBI Circular No: SEBI/ HO/ CFD/ CFD-PoD-2/ CIR/P/2024/185 dated 31st December, 2024.</p> <p>He also holds a valid certificate of Peer Review (No.1420/2021) issued by Institute of Company Secretaries of India.</p>
4.	Disclosure of relationships between directors (in case of appointment of a director)	Not Applicable